



CHILDREN'S EDUCATION SOCIETY (Regd.)

THE OXFORD DENTAL COLLEGE

(Recognized by the Govt. of Karnataka, Affiliated to Rajiv Gandhi University of Health Sciences,
Karnataka & Recognised by Dental Council of India, New Delhi)
Bommanahalli, Hosur Road, Bangalore – 560 068.

Ph: 080-61754680 Fax : 080 – 61754693E-mail:deandirectortodc@gmail.com
Website: www.theoxford.edu

front sheet

**List of e-Content/e-Course Developed and delivered by Faculties – Department
Wise (PowerPoint Presentations, Word Files, PDFs, Audio/Video Downloaded,
Animations Downloaded)**

Index

Sl. No.	Particulars	Page No.
2016-17		
1.	List of e-Content/e-Course Developed and delivered by Faculties – Department Wise (PowerPoint Presentations, Word Files, PDFs, Audio/Video Downloaded, Animations Downloaded)	
a.	Dept. of Oral Medicine & Radiology	3-7
b.	Dept. of Oral & Maxillofacial Surgery	8-9
c.	Dept. of Conservative Dentistry & Endodontics	10-12
d.	Dept. of Periodontics	13-15
e.	Dept. of Prosthodontics	16-18
f.	Dept. of Orthodontics & Dentofacial Orthopaedics	19-28
g.	Dept. of Paediatric, and Preventive Dentistry	29-30
h.	Dept. of Oral Pathology	31-34
i.	Dept. Public Health Dentistry	35-36
2017-18		
2.	List of e-Content/e-Course Developed and delivered by Faculties – Department Wise (PowerPoint Presentations, Word Files, PDFs, Audio/Video Downloaded, Animations Downloaded)	
a.	Oral Medicine & Radiology	37-41
b.	Oral & Maxillofacial Surgery	42-43
c.	Conservative Dentistry & Endodontics	44-46
d.	Periodontics	47-48
e.	Prosthodontics	49-52
f.	Orthodontics & Dentofacial Orthopaedics	53-60
g.	Paediatric and Preventive Dentistry	61-63
h.	Oral Pathology	64-67
i.	Public Health Dentistry	68-70



CHILDREN'S EDUCATION SOCIETY (Regd.)

THE OXFORD DENTAL COLLEGE

(Recognized by the Govt. of Karnataka, Affiliated to Rajiv Gandhi University of Health Sciences,
Karnataka & recognised by Dental Council of India, New Delhi)
Bommanahalli, Hosur Road, Bangalore - 560 068.
PH: 080-61754680 Fax : 080 - 61754693E-mail: deandirectortodc@gmail.com
Website: www.theoxford.edu

2018-19		
3.	List of e-Content/e-Course Developed and delivered by Faculties – Department Wise (PowerPoint Presentations, Word Files, PDFs, Audio/Video Downloaded, Animations Downloaded)	
a.	Oral Medicine & Radiology	71-74
b.	Oral & Maxillofacial Surgery	75
c.	Conservative Dentistry & Endodontics	76-78
d.	Periodontics	79-80
e.	Prosthodontics	81-84
f.	Orthodontics & Dentofacial Orthopaedics	85-98
g.	Paediatric and Preventive Dentistry	99-101
h.	Oral Pathology	102-104
i.	Public Health Dentistry	105-108
2019-20		
4.	List of e-Content/e-Course Developed and delivered by Faculties – Department Wise (PowerPoint Presentations, Word Files, PDFs, Audio/Video Downloaded, Animations Downloaded)	
a.	Oral Medicine & Radiology	109-112
b.	Oral & Maxillofacial Surgery	113-114
c.	Conservative Dentistry & Endodontics	115-117
d.	Periodontics	118-119
e.	Prosthodontics	120-130
f.	Orthodontics & Dentofacial Orthopaedics	131-140
g.	Paediatric and Preventive Dentistry	141-143
h.	Oral Pathology	144-145
i.	Public Health Dentistry	146-149
2020-21		
5.	List of e-Content/e-Course Developed and delivered by Faculties – Department Wise (PowerPoint Presentations, Word Files, PDFs, Audio/Video Downloaded, Animations Downloaded)	
a.	Oral Medicine & Radiology	150-153
b.	Oral & Maxillofacial Surgery	154
c.	Conservative Dentistry & Endodontics	155-157
d.	Periodontics	158
e.	Prosthodontics	159-162
f.	Orthodontics & Dentofacial Orthopaedics	163-164
g.	Paediatric and Preventive Dentistry	165-167
h.	Oral Pathology	168-169
i.	Public Health Dentistry	170-173

Dean and Director
The Oxford Dental College, Bommanahalli
Hosur Road Bangalore - 560 06



CHILDREN'S EDUCATION SOCIETY (Regd.)

THE OXFORD DENTAL COLLEGE

(Recognized by the Govt. of Karnataka, Affiliated to Rajiv Gandhi University of Health Sciences,
Karnataka & Recognised by Dental Council of India, New Delhi)
Bommanahalli, Hosur Road, Bangalore - 560 068.

Ph: 080-61754680 Fax : 080 - 61754693E-mail:deandirectortodc@gmail.com
Website: www.theoxford.edu

2016-17

**List of e-Content/e-Course Developed and delivered by Faculties – Department
Wise (PowerPoint Presentations, Word Files, PDFs, Audio/Video Downloaded,
Animations Downloaded) 2016 - 17**

Oral Medicine and Radiology

List of theory topics (Done using PPTs)		
Sl. No.	Topic	Staff Incharge
1.	Bone diseases	Dr. Anuradha pai
2.	Infections	Dr. Anuradha pai
3.	TMJ	Dr. Anuradha pai
4.	Orofacial pain	Dr. Anuradha pai
5.	Radiation biology	Dr. Bharathi
6.	Bitewing and occlusal radiography	Dr. Bharathi
7.	Bleeding disorders	Dr. Bharathi
8.	Blood disorders	Dr. Bharathi
9.	Bleeding disorders	Dr. Bharathi
10.	Bone diseases- Fibro osseous disorders	Dr. Sushmini
11.	Bone diseases	Dr. Sushmini
12.	Corticosteroids	Dr. Sushmini
13.	Corticosteroids2	Dr. Sushmini
14.	Corticosteroids	Dr. Sushmini
15.	CT and MRI	Dr. Asha
16.	Cysts of the jaws	Dr. Asha
17.	Digital imaging	Dr. Asha
18.	Extraoral radiography	Dr. Asha
19.	HIV	Dr. Asha
20.	Image characteristics	Dr. Shivu
21.	Malignant tumors	Dr. Shivu
22.	Occasion and TMD	Dr. Shivu
23.	Odontogenic tumors	Dr. Shivu
24.	Oral cancer	Dr. Shivu
25.	Panoramic imaging	Dr. Shivu
26.	Pigmented lesions	Dr. Shilpa Patil
27.	Radiation protection	Dr. Shilpa Patil
28.	Red and white lesions	Dr. Shilpa Patil
29.	Salivary gland disorders	Dr. Shilpa Patil
30.	Sialography	Dr. Shilpa Patil
31.	Lamina dura	Dr. Shilpa Patil
32.	TMJ imaging	Dr. Shilpa Patil
33.	TMJ disorders	Dr. Sheshaprasad
34.	Ultrasonography	Dr. Sheshaprasad
35.	Vesiculo bullous lesions	Dr. Sheshaprasad
36.	Bleeding disorders	Dr. Sheshaprasad
37.	Endocrine diseases	Dr. Sheshaprasad

Anuradha

Professor & Head
Dept. of Oral Medicine & Radiology
The Oxford Dental College, Bangalore

PRINCIPAL 3
The Oxford Dental
Bommanahalli, Hosur Road,
Bangalore - 560 068.



CHILDREN'S EDUCATION SOCIETY (Regd.)

THE OXFORD DENTAL COLLEGE

(Recognized by the Govt. of Karnataka, Affiliated to Rajiv Gandhi University of Health Sciences,
Karnataka & Recognised by Dental Council of India, New Delhi)
Bommanahalli, Hosur Road, Bangalore – 560 068.

Ph: 080-61754680 Fax : 080 – 61754693E-mail:deandirectortodc@gmail.com
Website: www.theoxford.edu

38.	HIV	Dr. Sheshaprasad
39.	Immunologic diseases	Dr. Sheshaprasad
40.	Occlusal and Bitewing radiographs	Dr. Pratheedha
41.	Odontogenic tumors	Dr. Pratheedha
42.	OPG	Dr. Pratheedha
43.	Osteomyelitis	Dr. Pratheedha
44.	Radiation physics	Dr. Pratheedha
45.	Radiographic interpretation	Dr. Pratheedha
46.	Red and white lesions	Dr. Ashwini
47.	Sialography	Dr. Ashwini
48.	Space infections	Dr. Ashwini
49.	Ultrasonography	Dr. Ashwini
50.	Bleeding disorders	Dr. Ashwini
51.	Case history	Dr. Ashwini
52.	Introduction and history of radiology	Dr. Ashwini
53.	NSAIDs	Dr. Anuradha pai
54.	Odontogenic cysts	Dr. Anuradha pai
55.	RBC disorders	Dr. Anuradha pai
56.	Safety and Protection	Dr. Anuradha pai
57.	Transplantation medicine	Dr. Bharathi
58.	WBC disorders	Dr. Bharathi
59.	Antibiotics	Dr. Bharathi
60.	Forensic odontology	Dr. Bharathi
61.	Bleeding disorders	Dr. Bharathi
62.	Faulty radiographs	Dr. Sushmini
63.	Forensic odontology	Dr. Sushmini
64.	IOPA Radiographs	Dr. Sushmini
65.	Odontogenic tumors	Dr. Sushmini
66.	Orofacial pain	Dr. Sushmini
67.	Pigmented lesions	Dr. Asha
68.	Processing X ray films	Dr. Asha
69.	Radiographic interpretation	Dr. Asha
70.	Red and white lesions	Dr. Asha
71.	Soft tissue calcifications	Dr. Asha
72.	Xray films and accessories	Dr. Shivu
73.	Chair side investigations	Dr. Shivu
74.	Occlusal radiography	Dr. Shivu
75.	TMJ disorders and management	Dr. Shivu
76.	TMJ imaging	Dr. Shivu
77.	TMJ disorders	Dr. Shivu
78.	Age and gender estimation	Dr. Shilpa Patil
79.	Bacterial infections	Dr. Shilpa Patil
80.	Corticosteroids	Dr. Shilpa Patil
81.	Effects of Drugs on hard and soft tissues	Dr. Shilpa Patil
82.	Space infections	Dr. Shilpa Patil



CHILDREN'S EDUCATION SOCIETY (Regd.)

THE OXFORD DENTAL COLLEGE

(Recognized by the Govt. of Karnataka, Affiliated to Rajiv Gandhi University of Health Sciences,
Karnataka & Recognised by Dental Council of India, New Delhi)

Bommanahalli, Hosur Road, Bangalore - 560 068.

Ph: 080-61754680 Fax : 080 - 61754693E-mail:deandirectortodc@gmail.com

Website: www.theoxford.edu

83.	Introduction to oral medicine	Dr. Shilpa Patil
84.	Medicine	Dr. Shilpa Patil
85.	Multilocular and multiple radiolucency's	Dr. Sheshaprasad
86.	Multilocular radiolucency's	Dr. Sheshaprasad
87.	Radiation biology	Dr. Sheshaprasad
88.	Radiation physics	Dr. Sheshaprasad
89.	Radiation physics	Dr. Sheshaprasad
90.	Tongue disorders	Dr. Sheshaprasad
91.	Transplantation medicine	Dr. Sheshaprasad
92.	Ultrasonography	Dr. Pratheedha
93.	X-ray films and accessories	Dr. Pratheedha
94.	Assessment of pain and burning sensation	Dr. Pratheedha
95.	Bleeding disorders	Dr. Pratheedha
96.	Blood disorders	Dr. Pratheedha
97.	TMJ	Dr. Pratheedha
98.	TMJ	Dr. Ashwini
99.	CT and MRI	Dr. Ashwini
100.	Cysts of the jaws	Dr. Ashwini
101.	Digital imaging	Dr. Ashwini
102.	Diseases of bone	Dr. Ashwini
103.	Extraoral radiography	Dr. Ashwini
104.	Faulty radiographs	Dr. Ashwini
105.	Fibro osseous lesions	Dr. Anuradha pai
106.	Fungal infections	Dr. Anuradha pai
107.	Fungal infections	Dr. Anuradha pai
108.	History of radiology	Dr. Anuradha pai
109.	HIV infection	Dr. Bharathi
110.	Intraoral imaging techniques	Dr. Bharathi
111.	Multilocular radiolucency's	Dr. Bharathi
112.	Multilocular radiolucency's	Dr. Bharathi
113.	Odontogenic tumors	Dr. Bharathi
114.	Oral cancer Orofacial pain	Dr. Sushmini
115.	Orofacial pain	Dr. Sushmini
116.	Osteomyelitis	Dr. Sushmini
117.	Principles of radiographic interpretation	Dr. Sushmini
118.	Radiation physics	Dr. Sushmini
119.	Radiotherapy	Dr. Asha
120.	Red and white lesions	Dr. Asha
121.	Salivary gland disorders	Dr. Asha
122.	Processing X ray films	Dr. Asha
123.	Pigmented lesions	Dr. Asha
124.	Corticosteroids	Dr. Shivu
125.	Systemic diseases manifested in jaw	Dr. Shivu
126.	TMJ disorders	Dr. Shivu
127.	Ultrasonography	Dr. Shivu



CHILDREN'S EDUCATION SOCIETY (Regd.)

THE OXFORD DENTAL COLLEGE

(Recognized by the Govt. of Karnataka, Affiliated to Rajiv Gandhi University of Health Sciences,
Karnataka & Recognised by Dental Council of India, New Delhi)

Bommanahalli, Hosur Road, Bangalore - 560 068.

Ph: 080-61754680 Fax : 080 - 61754693E-mail:deandirectortodc@gmail.com

Website: www.theoxford.edu

128.	Vesiculo bullous lesions	Dr. Shivu
129.	Vesiculo bullous lesions	Dr. Shivu
List of Seminars (Done using PPTs)		
130.	Pathogenesis & staging of oral cancer	Dr. Kavya
131.	MRI	Dr. Abhisheik
132.	Chemical injuries of oral cavity	Dr. Kartheik
133.	Digital radiography	Dr. Kavya
134.	Ultrasonography	Dr. Shalma
135.	Mixed radiolucent-radiopaque lesions	Dr. Ruchika
136.	Peri coronal radiolucency and generalized rarefactions of jaw	Dr. Shalma
137.	Multilocular and multiple radiolucency	Dr. Binika
138.	Diagnosis of oral cancer	Dr. Aprita
139.	Development of tongue & applied aspects	Dr. Shrijana
140.	Interarticular radiolucency & solitary cyst-like radiolucency not associated with teeth	Dr. Kavya
141.	Soft tissue calcifications	Dr. Karthik
142.	Prognosis and survival rate of oral cancer	Dr. Shalma
143.	Vascular malformation	Dr. Binika
List of JCs (Done using PPTs)		
144.	Does diabetes mellitus affect the parotid ductal system? a Sia endoscopic evaluation	Dr. Ruchika
145.	Mucosal melanoma -clinical presentation and treatment based on case series.	Dr. Shalma
146.	Betel quid induced lichenoid lesion-case series.	Dr. Binika
147.	Oral lichen planus: A case series	Dr. Aprita
148.	Discovering a new anatomy: exploration of oral mucosa with UHFUS	Dr. Shrijana
149.	Association between oral lesions and disease activity in Lupus Erythematosus	Dr. Kavya
150.	Oral lesions in patients with SARS-COV2 infections: could the oral cavity be a target organ?	Dr. Karthik
151.	A case report of SARS-COV2 confirmed in saliva specimens up to 37 Days of onset.	Dr. Shalma
152.	Peripheral facial nerve palsy associated with COVID-19	Dr. Binika
Case Presentations (Done using PPTs)		
153.	Traumatic ulcer	Dr. Kavya
154.	Oral Ranula	Dr. Abhisheik
155.	Buccal space infection	Dr. Kartheik
156.	Tobacco pouch keratosis	Dr. Binika
157.	Plaque type lichen planus	Dr. Aprita
158.	Peripheral ossifying fibroma	Dr. Shrijana
159.	Para symphyseal fracture	Dr. Kavya
160.	Calcifying odontogenic cyst	Dr. Karthik



CHILDREN'S EDUCATION SOCIETY (Regd.)

THE OXFORD DENTAL COLLEGE

(Recognized by the Govt. of Karnataka, Affiliated to Rajiv Gandhi University of Health Sciences,


Karnataka & Recognised by Dental Council of India, New Delhi)


Bommanahalli, Hosur Road, Bangalore - 560 068.

Ph: 080-61754680 Fax : 080 - 61754693E-mail:deandirectortodc@gmail.com

Website: www.theoxford.edu

161.	Myofascial pain	Dr. Shalma
162.	Trauma due to thermal injury	Dr. Binika
163.	Trauma due to thermal injury	Dr. Ruchika
164.	Pyogenic granuloma	Dr. Shalma
E-Posters List		
165.	Poster-Epstein Barr virus- of diagnostic value	Dr. Ruchika
166.	Poster-Oral submucous fibrosis	Dr. Shalma
167.	Paper-Artificial Intelligence in dentistry	Dr. Binika
168.	Paper-Intraoral periapical and limited CBCT imaging evaluation of teeth requiring re root canal treatment.	Dr. Aprita
169.	Paper-Phytochemicals in oral cancer	Dr. Shrijana
170.	Poster-Saliya -A Diagnostic Fluid	Dr. Kavya
Videos List		
171.	Intra oral radiographic technique- paralleling technique, bisecting angle technique	Dr. Anuradha pai
172.	Taking extra oral radiograph	Dr. Bharathi
173.	Examination of muscle of mastication	Dr. Sushmini
174.	Examination of temporomandibular joint	Dr. Asha


PRINCIPAL
The Oxford Dental College
Bommanahalli, Hosur Road,
Bangalore - 560 068.



Professor & Head
Dept. of Oral Medicine & Radiology
The Oxford Dental College, Bangalore



CHILDREN'S EDUCATION SOCIETY (Regd.)

THE OXFORD DENTAL COLLEGE

(Recognized by the Govt. of Karnataka, Affiliated to Rajiv Gandhi University of Health Sciences,
Karnataka & Recognised by Dental Council of India, New Delhi)
Bommanahalli, Hosur Road, Bangalore - 560 068.
Ph: 080-61754680 Fax : 080 - 61754693E-mail: deandirectortodc@gmail.com
Website: www.theoxford.edu

2016-17.

Oral & Maxillofacial Surgery

List of Theory Topics (Done using PPTs)		
Sl. No.	Topic	Staff Incharge
1.	Exodontia	Dr. Rama Krishna
2.	Local anaesthesia	Dr. Harish Kumar A
3.	Sterilization and disinfection	Dr. Harish Kumar A
4.	Management of medically compromised patients	Dr. Harish babu
5.	Maxillary nerve blocks	Dr. Rama Krishna
6.	Cerebrovascular accidents	Dr. Harish Kumar A
7.	Frontal bone fractures	Dr. Rama Krishna
8.	Distraction osteogenesis	Dr. Harish Kumar A
9.	Cleft lip and palate	Dr. Harish Kumar A
List of Seminars (Done using PPTs)		
10.	Temporal and infratemporal regions	Dr. Rama Krishna
11.	Surgical anatomy of temporomandibular joint	Dr. Harish Kumar A
12.	Antibiotics used in dentistry	Dr. Harish Babu
13.	Analgesics used in dentistry	Dr. Harish Kumar A
14.	Acid base balance	Dr. Rama Krishna
15.	Laboratory investigations in OMFS	Dr. Harish Kumar A
16.	Impaction	Dr. Harish Babu
17.	Management of fear and anxiety in dental practice	Dr. Rama Krishna
List of JCs (Done using PPTs)		
18.	Coronectomy of deeply impacted lower 3 rd molar - incidence of outcome and complication after 1 year	Dr. Harish Kumar A
19.	Comparisons of Z incision design for surgical removal of impacted mandibular 3 rd molar - A randomized clinical study	Dr. Harish Babu
20.	The results of CO2 laser surgery with oral leukoplakia - A 25year follow-up	Dr. Rama Krishna
21.	Three layered closure of persistent OAF using chin graft, buccal fat pad and buccal advancement flap - A case report	Dr. Harish Kumar A
22.	Dexmedetomidine decreases the oral mucosal blood flow	Dr. Rama Krishna
23.	Relationship between fracture of mandibule and absence of unerupted mandibular 3 rd molar - A retrospective study.	Dr. Harish Kumar A
24.	Novel approach of transoral to the posterolateral maxilla and infratemporal region.	Dr. Rama Krishna

Professor & Head

Dept. of Oral & Maxillofacial Surgery, & Implantology
The Oxford Dental College, Bangalore

PRINCIPAL
The Oxford Dental College
Bommanahalli, Hosur Road,
Bangalore - 560 068.



CHILDREN'S EDUCATION SOCIETY (Regd.)

THE OXFORD DENTAL COLLEGE

(Recognized by the Govt. of Karnataka, Affiliated to Rajiv Gandhi University of Health Sciences,
Karnataka & Recognised by Dental Council of India, New Delhi)
Bommanahalli, Hosur Road, Bangalore - 560 068.
Ph: 080-61754680 Fax : 080 - 61754693E-mail: deandirectortodc@gmail.com
Website: www.theoxford.edu

Case Presentations (Done using PPTs)		
25.	A case of canine space infection	Dr. Rama Krishna
26.	A case of cellulitis	Dr. Harish Kumar A
27.	Submandibular space infection	Dr. Harish Babu
28.	Immediate implant placement w.r.t 27 region	Dr. Harish Kumar A

Professor & Head

Dept. of Oral & Maxillofacial Surgery & Implantology
The Oxford Dental College, Bangalore

PRINCIPAL

The Oxford Dental College
Bommanahalli, Hosur Road,
Bangalore - 560 068.



CHILDREN'S EDUCATION SOCIETY (Regd.)


THE OXFORD DENTAL COLLEGE


(Recognized by the Govt. of Karnataka, Affiliated to Rajiv Gandhi University of Health Sciences,
Karnataka & Recognised by Dental Council of India, New Delhi)
Bommanahalli, Hosur Road, Bangalore - 560 068.
Ph: 080-61754680 Fax : 080 - 61754693E-mail: deandirectortodc@gmail.com
Website: www.theoxford.edu

2016-17

Conservative Dentistry & Endodontics

List of Theory Topics (Done using PPTs)		
Sl. No.	Topic	Staff Incharge
1.	Complex Amalgam	Dr. Ashwija
2.	Dentine Hypersensitivity	Dr. Srinivas
3.	Contact & Contours	Dr. Ashwija
4.	Traumatic Injuries	Dr. Srinivas
5.	DFG	Dr. Champa
6.	Sealers	Dr. Vijay
7.	Endodontic Irrigant	Dr. Champa
8.	Anatomy of the Pulp Cavity & Its Access Opening	Dr. Archana
9.	Endodontic Instruments	Dr. Lekha
10.	Working Length Determination	Dr. Sreekha
11.	Cleaning & Shaping of Radicular Space	Dr. aykumar
12.	Fundamentals of Cavity Preparation	Dr. Champa
13.	Ergonomics	Dr. Sainath
14.	Class I Cavity Preparation for Amalgam	Dr. Champa
List of Seminars (Done using PPTs)		
15.	Trigeminal Nerve	Dr. Lekha
16.	Cast Restorations - Part I	Dr. Champa
17.	Cast Restorations - Part II	Dr. Champa
18.	Biostatistics	Dr. Sreekha
19.	LASERS	Dr. Lekha
20.	Casting of Restorations	Dr. Sreekha
21.	Dentinal Hypersensitivity	Dr. Srinivas
22.	Vital Pulp Therapy	Dr. Lekha
23.	Bleaching	Dr. Ashwija
24.	Reinforced Restorative Materials	Dr. Srinivas
25.	Dentine Hypersensitivity	Dr. Lekha
26.	Composites	Dr. Sreekha
27.	Immature Apex	Dr. Champa
28.	Recent Advances of Composite	Dr. Sreekha
29.	Traumatic Injuries of Teeth [Part I]	Dr. Srinivas
30.	Indirect Composites	Dr. Champa
31.	Calcium Hydroxide	Dr. Ashwija
32.	Forces Acting on Restorations	Dr. Champa
33.	Endodontics -Periodontal Relationship	Dr. Lekha
34.	Luxation Injuries to Teeth (Part II)	Dr. Srinivas
35.	Retrograde Filling Material	Dr. Champa


Professor & Head
Dept. of Conservative Dentistry & Endodontics
The Oxford Dental College, Bangalore


PRINCIPAL
The Oxford Dental College
Bommanahalli, Hosur Road,
Bangalore - 560 068.



CHILDREN'S EDUCATION SOCIETY (Regd.)

THE OXFORD DENTAL COLLEGE

(Recognized by the Govt. of Karnataka, Affiliated to Rajiv Gandhi University of Health Sciences,
Karnataka & Recognised by Dental Council of India, New Delhi)

Bommanahalli, Hosur Road, Bangalore - 560 068.

Ph: 080-61754680 Fax : 080 - 61754693E-mail:deandirectortodcc@gmail.com

Website: www.theoxford.edu

List of JCs (Done using PPTs)		
36.	Influence of root canal posts on the fracture strength of reattachment fragments to endodontically treated incisors	Dr. Champa
37.	Anti-erosive effects of fluoride and phytosphingosine: an invitro study	Dr. Ashwija
38.	One session root canal treatment with anti-microbial photodynamic therapy: an Invivo study	Dr. Srinivas
39.	Caries detection around restoration using ICDAS and optical devices	Dr. Srinivas
40.	Efficacy of 4 irrigation protocols in killing bacteria colonized in dental tubule examined by a novel confocal laser scanning microscope analgesic	Dr. Sreirekha
41.	Detection of artificially induced vertical root fractures of different width by CBCT: in vitro and in vivo study	Dr. Ashwija
42.	A new system for classifying root and root canal morphology (review)	Dr. Champa
43.	Enamel morphology after micro abrasion with experimental compounds	Dr. Lekha
44.	Comparative evaluation of the impact minimally invasive preparation verses conventional straight-line preparation on tooth biomechanics	Dr. Ashwija
45.	Comparative management of class 4 invasive cervical root resorption using calcium enriched mixture cement	Dr. Sreirekha
46.	The influence of the lining material on the repair of infected dentin in young permanent molars after restoration	Dr. Lekha
47.	Influence of therapeutic cancer radiation on MTAD based sealer to root dentin	Dr. Srinivas
48.	Evaluation of bond strength in single cone filling	Dr. Lekha
49.	Powdered coconut water as a storage medicine to preserve viability of PDL cells	Dr. Srinivas
50.	Effect of the addition of Nano particles calcium carbonate on setting time, dimensional change, compressive strength, solubility and ph. of MTA	Dr. Ashwija
Case Presentations (Done using PPTs)		
51.	Diastema closure	Dr. Sreirekha



CHILDREN'S EDUCATION SOCIETY (Regd.)

THE OXFORD DENTAL COLLEGE

(Recognized by the Govt. of Karnataka, Affiliated to Rajiv Gandhi University of Health Sciences,
Karnataka & Recognised by Dental Council of India, New Delhi)
Bommanahalli, Hosur Road, Bangalore - 560 068.
Ph: 080-61754680 Fax : 080 - 61754693E-mail:deandirectortodc@gmail.com
Website: www.theoxford.edu

E-posters list		
52.	Evaluating the effect of pre-cooling the injection site and role of temperature on pain and action in symptomatic irreversible pulpitis - a clinical study	Dr. Srirekha
53.	Failed endodontic therapy- a risk factor for peri-implantitis	Dr. Champa, Dr. Srirekha
54.	"Caries inhibiting crown"	Dr. Vijay
55.	Unseen faults in our restorations	Dr. Srirekha
56.	CBCT analysis of mental foramen	Dr. Lekha
57.	Cryotherapy no cry therapy	Dr. Lekha
58.	Smile renaissance in altered passive eruption - a case report	Dr. Jaykumar
59.	Multi-disciplinary approach for anterior tooth rehabilitation	Dr. Ashwija
Videos list		
60.	Mixing of cement	Dr. Jyothi

Professor & Head
Dept. of Conservative Dentistry & Endodontics
The Oxford Dental College, Bangalore

PRINCIPAL
The Oxford Dental College
Bommanahalli, Hosur Road,
Bangalore - 560 068.



CHILDREN'S EDUCATION SOCIETY (Regd.)

THE OXFORD DENTAL COLLEGE

(Recognized by the Govt. of Karnataka, Affiliated to Rajiv Gandhi University of Health Sciences,
Karnataka & recognised by Dental Council of India, New Delhi)
Bommanahalli, Hosur Road, Bangalore - 560 068.
Ph: 080-61754680 Fax : 080 - 61754693E-mail:deandirectortodc@gmail.com
Website: www.theoxford.edu

2016-17

Paediatric and Preventive Dentistry

List of theory Topics (Done using PPTs)		
Sl. No.	Topic	Staff Incharge
1.	Introduction to Pedodontics	Dr. Akhilesh Sharma
2.	Operative dentistry	Dr. Priya
3.	Dental caries	Dr. Shwetha
4.	Fluorides	Dr. Revathy
5.	Behaviour management in children	Dr. Neeraja
6.	Interceptive orthodontics	Dr. Akhilesh Sharma
7.	Oral habits	Dr. Revathy
8.	Special care dentistry	Dr. Shwetha
9.	Traumatology	Dr. Priya
10.	Child psychology	Dr. Neeraja
11.	Gingival and periodontal diseases	Dr. Revathy
List of Seminars (Done using PPTs)		
12.	Principles of growth and development	Dr. Akhilesh Sharma
13.	Parotid gland	Dr. Priya
14.	Fifth cranial nerve	Dr. Shwetha
15.	Physiology of blood coagulation And its importance	Dr. Revathy
16.	Inflammation	Dr. Neeraja
17.	Role of nutrition in oral health- vitamins	Dr. Akhilesh Sharma
18.	Microbiology of oral cavity from birth to adolescence	Dr. Revathy
19.	Histopathology of dental caries	Dr. Shwetha
20.	Pulpectomy and techniques of obturation	Dr. Priya
21.	Microbiology and metabolism of dental plaque	Dr. Neeraja
22.	Preformed crowns in paediatric dentistry	Dr. Revathy
23.	Pathogenesis of early childhood caries	Dr. Priya
24.	Diabetes mellitus and bronchial asthma	Dr. Akhilesh Sharma
25.	Fear anxiety behaviour classification, influence and cry	Dr. Neeraja
List of JCs (Done using PPTs)		
26.	Sahini, karayilmaz h, çiftçi zz, kirzioglu z. Fracture resistance of prefabricated primary zirconium crowns cemented with different luting cements. Paediatric dentistry. 2018 Nov 15;40(7):443-8.	Dr. Akhilesh Sharma
27.	Bohns fr, leitune vc, balbinot gd, samuel sm, collares fm. Mineral deposition promoted by resin-based sealants with different calcium phosphate additions. Brazilian oral research. 2019;33.	Dr. Priya

Professor & HOD
Dept. of Paedodontics & Preventive Dentistry
Dept. of Prosthodontics and Crowns & Bridges
The Oxford Dental College, Bangalore
Bommanahalli, Bangalore - 560 068

13
PRINCIPAL
The Oxford Dental College
Bommanahalli, Hosur Road,
Bangalore - 560 068.



CHILDREN'S EDUCATION SOCIETY (Regd.)

THE OXFORD DENTAL COLLEGE

(Recognized by the Govt. of Karnataka, Affiliated to Rajiv Gandhi University of Health Sciences,
Karnataka & Recognised by Dental Council of India, New Delhi)
Bommanahalli, Hosur Road, Bangalore - 560 068.
Ph: 080-61754680 Fax : 080 - 61754693E-mail:deandirectortodc@gmail.com
Website: www.theoxford.edu

28.	Alsadat fa, el-housseiny aa, alamoudi nm, alnowaiser am. Conservative treatment for deep carious lesions in primary and young permanent teeth. Nigerian journal of clinical practice. 2018 dec 1;21(12):1549.	Dr. Shwetha
29.	Triches tc, zimmermann gs, de freitas sf, ximenes m, vieira rs, cordeiro mm. Efficacy of a single session protocol for endodontic treatment in primary teeth: in vivo study. European archives of paediatric dentistry. 2018 feb 1;11099(1):47-55.	Dr. Revathy
30.	Dionysopoulos d, sfeikos t, tolidis k. Fluoride release and recharging ability of new dental sealants. European archives of paediatric dentistry. 2016 Feb 1;17(1):45-51.	Dr. Neeraja
31.	Rajput s, Kumar A, Puranik M.P, Sowmya K.R. Oral health inequalities between differently abled and healthy school Children in Bengaluru—a cross-sectional study. Special care in dentistry. 2020 jan;40(1):55-61.	Dr. Akhilesh Sharma
32.	Kragt I, van der tas jt, moll ha, elfrink me, jaddoe vw, wolvius eb, ongkosuwito em. Early caries predicts low oral health-related quality of life at a later age. Caries research. 2016;50(5):471-9.	Dr. Revathy
33.	The effect of pulp inflammation and premature extraction of primary molars on the successor permanent teeth. A retrospective study. Van der weijden fn, hesse d. International journal of paediatric dentistry. 2019;30(1):18-26.	Dr. Shwetha
34.	Dentoskeletal effects produced by removable palatal crib, bonded spurs, and chincup therapy in growing Children with anterior open bite. Insabralde nm, de Almeida RR, henriques, the angle orthodontist. 2016 Nov;86(6):969-75.	Dr. Priya
35.	Comparison between nickel and chromium levels in saliva of Children having space maintainers versus stainless steel crowns (comparative study). Mohamed aa, Ahmed am, Mahmoud ijsr, 2016, 5;2	Dr. Neeraja




CHILDREN'S EDUCATION SOCIETY (Regd.)


THE OXFORD DENTAL COLLEGE

(Recognized by the Govt. of Karnataka, Affiliated to Rajiv Gandhi University of Health Sciences,
Karnataka & Recognised by Dental Council of India, New Delhi)
Bommanahalli, Hosur Road, Bangalore - 560 068.

Ph: 080-61754680 Fax : 080 - 61754693E-mail:deandirectortodc@gmail.com
Website: www.theoxford.edu

36.	Pulp revascularization/revitalization of bilateral upper necrotic immature permanent central incisors with blood clot vs platelet-rich fibrin scaffolds—a split-mouth double-blind randomized controlled trial. Rizk hm, al-deen ms, emam aa Int j clin pediater dent. 2020 jul;13(4):337-343.	Dr. Revathy
37.	Effectiveness of topical haemocoagulase as a haemostatic agent in Children undergoing extraction of primary teeth: a split-mouth, randomised, double-blind, clinical trial. Swamy df, barretto es, Rodrigues js European archives of paediatric dentistry. 2019 aug;20(4):311-317.	Dr. Priya
38.	Severe acute respiratory Syndrome coronavirus 2 infection in asymptomatic paediatric dental patients. Lamberghini f, trifan g, testaj fd. The journal of the American dental association. 2021 APR 1;152(4):277-83.	Dr. Neeraja
Case Presentations (Done using PPTs)		
39.	Management of deep pit and fissure in permanent molars	Dr. Priya
40.	Management of dentinal caries in primary molars	Dr. Akhilesh Sharma
E-posters list		
41.	Fones brushing technique	Dr. Revathy
42.	Maslows hierarchy of needs	Dr. Shwetha
43.	Common oral abnormalities in Children	Dr. Neeraja
Videos list		
44.	Fabrication lingual arch	Dr. Shwetha
45.	Placement of strip crowns	Dr. Neeraja


Professor & HOD
Dept. of Pedodontics & Preventive Dentistry
Dept. of Orthodontics & Crown & Bridge
The Oxford Dental College
The Oxford Dental College, Bangalore
Bommanahalli, Bangalore - 560 068.


PRINCIPAL
The Oxford Dental College
Bommanahalli, Hosur Road, Bangalore - 560 068.



CHILDREN'S EDUCATION SOCIETY (Regd.)

THE OXFORD DENTAL COLLEGE

(Recognized by the Govt. of Karnataka, Affiliated to Rajiv Gandhi University of Health Sciences,
Karnataka & Recognised by Dental Council of India, New Delhi)

Bommanahalli, Hosur Road, Bangalore - 560 068.

Ph: 080-61754680 Fax : 080 - 61754693E-mail:deandirectortodcc@gmail.com

Website: www.theoxford.edu

2016-17

Prosthodontics

List of theory topics (Done using PPTs)		
SL. No.	Topic	Staff Incharge
1.	Introduction to PCP	Dr. Lakshmipathi
2.	Full coverage crowns	Dr. Lakshmipathi
3.	Principles of designing class 2	Dr. Ravi Sinha
4.	Orientation jaw relation	Dr. Malathi Dayalan
5.	Abrasive and polishing agents	Dr. Malathi Dayalan
6.	Post insertion problems	Dr. Malathi Dayalan
7.	Base metal alloys	Dr. Malathi Dayalan
8.	Rest and rest seats	Dr. Malathi Dayalan
9.	Physiology of pain	Dr. Ravi Sinha
10.	Relining and rebasing	Dr. Ravi Sinha
11.	Biocompatibility tests	Dr. Ravi Sinha
12.	Patient examination, diagnosis and treatment planning in complete denture therapy	Dr. Malathi Dayalan
13.	Horizontal jaw relation	Dr. Malathi Dayalan
14.	Laminate	Dr. Malathi Dayalan
15.	Anterior teeth selection	Dr. Malathi Dayalan
16.	Post insertion problems and management in complete dentures	Dr. Malathi Dayalan
17.	Base metal alloys	Dr. Malathi Dayalan
18.	Rests & rest seats	Dr. Malathi Dayalan
19.	Abrasive & polishing agents	Dr. Malathi Dayalan
20.	Introduction to PCP	Dr. Lakshmipathi
21.	Full coverage crowns	Dr. Lakshmipathi
22.	Basic principles and applied physics	Dr. Lakshmipathi
23.	Retention, stability & support in cd	Dr. Lakshmipathi
24.	Posterior teeth selection	Dr. Lakshmipathi
25.	Lab steps-mould preparation to finish	Dr. Lakshmipathi
26.	Overdenture.	Dr. Lakshmipathi
27.	Elastomeric impression material	Dr. Lakshmipathi
28.	Impressions in RPD-	Dr. Lakshmipathi
29.	Principles of tooth preparation final	Dr. Preethi
30.	Non-elastic and elastic impression material	Dr. Preethi
31.	Pre-prosthetic surgery-	Dr. Preethi
32.	Anterior teeth selection	Dr. Preethi
33.	Provisional restorations	Dr. Preethi
34.	Relining, rebasing and repair	Dr. Preethi
35.	Denture base. Resins	Dr. Preethi
36.	Diagnosis and treatment planning in partially edentulous arches	Dr. Preethi
37.	Surveyors	Dr. Preethi

Dr. Preethi
Professor & Head

Dept. of Prosthodontics and Crown & Bridge
The Oxford Dental College, Bangalore

16
The Oxford Dental College
Bommanahalli, Hosur Road,
Bangalore - 560 068.



CHILDREN'S EDUCATION SOCIETY (Regd.)

THE OXFORD DENTAL COLLEGE

(Recognized by the Govt. of Karnataka, Affiliated to Rajiv Gandhi University of Health Sciences,
Karnataka & Recognised by Dental Council of India, New Delhi)

Bommanahalli, Hosur Road, Bangalore - 560 068.

Ph: 080-61754680 Fax : 080 - 61754693E-mail:deandirectortodc@gmail.com

Website: www.theoxford.edu

38.	Orientation jaw relations	Dr. Ravi Sinha
39.	Bio compactivity tests2	Dr. Ravi Sinha
40.	Connectors in FPD	Dr. Ravi Sinha
41.	Complete denture occlusion and laws of articulation	Dr. Ravi Sinha
42.	Relining and rebasing-	Dr. Ravi Sinha
43.	Physiology of pain	Dr. Ravi Sinha
44.	Principles of designing class 1 and 2 RPD2	Dr. Ravi Sinha
45.	Case history	Dr. Soudamani
46.	Dental waxes	Dr. Soudamani
47.	Partial coverage restoration- Anterior and posterior teeth	Dr. Soudamani
48.	Orientation jaw relation	Dr. Soudamani
49.	Teeth Arrangement for Complete Dentures	Dr. Soudamani
50.	Gypsum	Dr. Soudamani
51.	Jaw relations in RPD	Dr. Soudamani
52.	5 concept and technique of denture impression	Dr. Srilakshmi
53.	6.recent advances in dental materials (prosthodontics)	Dr. Srilakshmi
54.	Pontiacs	Dr. Srilakshmi
55.	Articulators	Dr. Srilakshmi
56.	Try in	Dr. Srilakshmi
57.	Luting cement	Dr. Srilakshmi
58.	Major minor connectors	Dr. Srilakshmi
59.	Cd impression	Dr. Subash
60.	Vertical jaw relations	Dr. Subash
61.	Fluid control and tissue management	Dr. Subash
62.	Posterior teeth selection	Dr. Subash
63.	Posterior palatal seal final	Dr. Subash
64.	Casting procedure	Dr. Subash
65.	Casting procedure	Dr. Subash
66.	RPI system	Dr. Subash
67.	Synthetic resins used in prosthodontics	Dr. Subash
68.	Maxillary anatomical landmarks.	Dr. Sunitha
69.	Denture lining materials and denture cleansers	Dr. Sunitha
70.	Restoration of endodontically treated teeth	Dr. Sunitha
71.	Vertical jaw relation	Dr. Sunitha
72.	Complete denture occlusion and laws of articulation	Dr. Sunitha
73.	Single cd	Dr. Sunitha
74.	Failure in fixed dental prosthesis	Dr. Sunitha
75.	Direct and indirect retainers	Dr. Sunitha



CHILDREN'S EDUCATION SOCIETY (Regd.)

THE OXFORD DENTAL COLLEGE

(Recognized by the Govt. of Karnataka, Affiliated to Rajiv Gandhi University of Health Sciences,
Karnataka & Recognised by Dental Council of India, New Delhi)

Bommanahalli, Hosur Road, Bangalore - 560 068.

Ph: 080-61754680 Fax : 080 - 61754693 E-mail: deandirectortodc@gmail.com

Website: www.theoxford.edu

76.	Implant materials	Dr. Sunitha
77.	Fundamentals of occlusion in FPD	Dr. Suresh
78.	Posterior palatal seal	Dr. Suresh
79.	Articulators	Dr. Suresh
80.	Imp mat and tech	Dr. Suresh
81.	Denture insertion patient education	Dr. Suresh
82.	Theories of impression making	Dr. Suresh
83.	Dental ceramics	Dr. Suresh
84.	Designing of class 3 ,4	Dr. Suresh
85.	Preparation of mouth for RPD	Dr. Suresh
List of Seminars (Done using PPTs)		
86.	Physiology of pain	Dr. Malathi Dayalan
87.	Orofacial musculature	Dr. Subhash
88.	TMJ	Dr. Suresh
89.	Ceramics	Dr. Preethi
90.	Dental waxes	Dr. Lakshmipathi
91.	Base metal alloys	Dr. Saudamini
92.	Casting defects	Dr. Sunitha
93.	Failures in FPD	Dr. Malathi Dayalan
94.	Colour science	Dr. Subhash
95.	Implant materials	Dr. Suresh
List of JCs (Done using PPTs)		
96.	Evaluation of Intra Root Canal Er, Cr: YSGG Laser Irradiation on Prosthetic Post Adherence	Dr. Saudamini
97.	Implant-guided supracrustal alveolar bone growth using scaffolds, BMP-2, and novel scaffold-retaining device	Dr. Sunitha
Case presentations (Done using PPTs)		
98.	4 Implant Supported Mandibular Overdenture with O Ring Attachment System: A Case Report	Dr. Saudamni
E-posters list		
99.	6 pearls of wisdom in dentistry	Dr. Sunitha

Dr. R. K. Dey
Professor & Head
Dept. of Prosthodontics and Crown & Bridge
The Oxford Dental College, Bangalore

Dr. Sunitha
PRINCIPAL
The Oxford Dental College
Bommanahalli, Hosur Road,
Bangalore - 560 068.



CHILDREN'S EDUCATION SOCIETY (Regd.)

THE OXFORD DENTAL COLLEGE

(Recognized by the Govt. of Karnataka, Affiliated to Rajiv Gandhi University of Health Sciences,
Karnataka & Recognised by Dental Council of India, New Delhi)
Bommanahalli, Hosur Road, Bangalore - 560 068.
Ph: 080-61754680 Fax : 080 - 61754693E-mail: deandirectortodc@gmail.com
Website: www.theoxford.edu

2016-17

Orthodontics & Dentofacial Orthopaedics

List of theory topics (Done using PPTs)		
Sl. No.	Topic (3 rd Year BDS)	Staff Incharge
1.	Introduction to orthodontics	Dr. Kenneth F Tan
2.	Case history	Dr. Venkatesh G S
3.	Growth and development	Dr. Kenneth F Tan
4.	Theories and methods of studying growth	Dr. Kenneth F Tan
5.	Cephalometric in orthodontics	Dr. Joe
6.	Etiology of malocclusion	Dr. Sameena B M
7.	Basic concepts of occlusion	Dr. Harjta
8.	Prenatal growth of craniofacial structures, methods of bone growth	Dr. Khalid
9.	Pre-natal and post-natal growth of mandible	Dr. Khalid
10.	Pre-natal and post-natal growth of maxilla	Dr. Khalid
11.	Growth Spurts and Methods of Studying Growth	Dr. Kenneth F Tan
12.	Development of dentition	Dr. Vani
13.	Trajectories of force	Dr. Vani
14.	Functional development	Dr. Vivek
15.	Orthodontic diagnosis	Dr. Kenneth F Tan
Topics (4 th year BDS)		
16.	Biology of tooth movement	Dr. Khalid
17.	Methods of gaining space	Dr. Shendre Shrikant
18.	Biomechanics of tooth movement	Dr. Khalid
19.	Computers in orthodontics	Dr. Kenneth F Tan
20.	Myofunctional appliances	Dr. Kenneth F Tan
21.	Oral habits	Dr. Raghunandan C
22.	Interceptive orthodontics	Dr. Joe
23.	Space gaining & model analysis	Dr. Irfanulla Khan
24.	Genetics in orthodontics	Dr. Kenneth F Tan
25.	Cleft lip and palate	Dr. Khalid
26.	Preventive orthodontics	Dr. Raghunandan C
27.	Skeletal maturity indicators	Dr. Kenneth F Tan
28.	Retention and relapse	Dr. Sameena B M
29.	Anchorage	Dr. Kenneth F Tan
30.	Arch expansion	Dr. Venkatesh G S
31.	Interceptive orthodontics	Dr. Irfanulla Khan
32.	Extraction in orthodontics	Dr. Irfanulla Khan
33.	Activator	Dr. Kenneth F Tan
34.	Functional regulator	Dr. Kenneth F Tan
35.	Bionator	Dr. Kenneth F Tan
36.	Twin block	Dr. Kenneth F Tan
37.	Orthodontic management	Dr. Shendre Shrikant
38.	Fixed functional appliance	Dr. Chandrashekar
39.	Herbst appliance	Dr. Chandrashekar

for
S. Shriniketh
Professor & Head
Dept. of Orthodontics
The Oxford Dental College, Bangalore

PRINCIPAL
19
The Oxford Dental College
Bommanahalli, Hosur Road,
Bangalore - 560 068.



CHILDREN'S EDUCATION SOCIETY (Regd.)

THE OXFORD DENTAL COLLEGE

(Recognized by the Govt. of Karnataka, Affiliated to Rajiv Gandhi University of Health Sciences, Karnataka & Recognised by Dental Council of India, New Delhi)

Bommanahalli, Hosur Road, Bangalore - 560 068.

Ph: 080-61754680 Fax : 080 - 61754693E-mail:deandirectortodc@gmail.com

Website: www.theoxford.edu

40.	Surgical Orthodontics	Dr. Chandrashekar
41.	Midline Diastema	Dr. Vani J
42.	Management of class II malocclusion	Dr. Vani J
43.	Management of class III malocclusion	Dr. Chandrashekar
44.	Ethics	Dr. Haritha
45.	Adult orthodontics	Dr. Haritha
List of Seminars (Done using PPTs)		
46.	Classification of Myofunctional appliances	Dr. Sneha
47.	Bone physiology	Dr. Shoiab Ahmed
48.	Ortho-Perio-endointer-Relationship	Dr. Rajat
49.	Accelerated orthodontics	Dr. Tina
50.	Adult orthodontics - Part 1	Dr. Abhik
51.	Biostatistics	Dr. Aparijitha
52.	Anchorage control in PEA	Dr. Matthew
53.	Common sense mechanisms	Dr. Nidhi
54.	Bite registration	Dr. Tina
55.	Distraction osteogenesis	Dr. Sneha
56.	Growth rotations in orthodontics	Dr. Rajat
57.	Calcium and phosphate metabolism	Dr. Shoiab Ahmed
58.	Adult orthodontics - Part 2	Dr. Abhik
59.	Fixed functional appliances - 1	Dr. Aparijitha
60.	Friction mechanics - Part 1	Dr. Matthew
61.	Frictionless mechanics - Part 1	Dr. Nidhi
62.	Introduction, importance and limitation of conventional cephalometry	Dr. Shoiab Ahmed
63.	Role of hormones in orthodontics	Dr. Rajat
64.	Airway in orthodontics	Dr. Abhik
65.	Fixed functional appliances - 2	Dr. Aparijitha
66.	Friction mechanics - Part 2	Dr. Matthew
67.	Frictionless mechanics - Part 2	Dr. Nidhi
68.	Butterfly bracket system	Dr. Abhik
69.	Functional jaw orthopaedics	Dr. Aparijitha
70.	Indices in orthodontics	Dr. Matthew
71.	Intrusion mechanics	Dr. Nidhi
72.	Clear aligners	Dr. Abhik
73.	Legacy of Begg	Dr. Aparijitha
74.	Invisalign	Dr. Matthew
75.	ROTH vs MBT	Dr. Nidhi
76.	Controversies in orthodontics	Dr. Abhik
77.	Obstructive sleep APNEA	Dr. Aparijitha
78.	Management of impacted teeth	Dr. Matthew
79.	Lingual orthodontics	Dr. Nidhi
80.	Tads	Dr. Abhik
81.	Tip edge	Dr. Aparijitha
82.	Photography	Dr. Matthew



CHILDREN'S EDUCATION SOCIETY (Regd.)

THE OXFORD DENTAL COLLEGE

(Recognized by the Govt. of Karnataka, Affiliated to Rajiv Gandhi University of Health Sciences,

Karnataka & Recognised by Dental Council of India, New Delhi)

Bommanahalli, Hosur Road, Bangalore - 560 068.

Ph: 080-61754680 Fax: 080 - 61754693E-mail: deandirectortodc@gmail.com

Website: www.theoxford.edu

83.	Self-ligation in orthodontics	Dr. Nidhi
84.	Defects of pharyngeal arches	Dr. Tina
85.	Drugs in orthodontics	Dr. Sneha
86.	Evolution of straight wire appliance	Dr. Tina
87.	Finishing and detailing	Dr. Shoiab Ahmed
88.	Emotional growth	Dr. Sneha
89.	Sagittal dysplasia indicators encephalometric	Dr. Rajat
90.	Frankel appliance	Dr. Tina
91.	Finishing and detailing part- 2	Dr. Shoiab Ahmed
92.	Functional analysis	Dr. Sneha
93.	Soft tissue importance in growth and development of face	Dr. Rajat
94.	The alexander discipline- part- 1	Dr. Rajat
95.	The alexander discipline- part- 2	Dr. Rajat
96.	Frankel appliance part- 2	Dr. Tina
97.	Functional analysis part- 2	Dr. Sneha
98.	Medical considerations and emergencies in orthodontics	Dr. Shoiab Ahmed
99.	Finite element model in orthodontics	Dr. Sneha
100.	Medical considerations and emergencies in orthodontics part- 2	Dr. Shoiab Ahmed
101.	History of orthodontics	Dr. Tina
List of JCs (Done using PPTs)		
102.	Protraction of mandibular second and third molars into missing first molar spaces for a patient with an anterior open bite and anterior spacing	Dr. Abhik P
103.	Stability of treatment for anterior open bite malocclusion: a meta-analysis	Dr. Abhik P
104.	The validity of maxillary expansion indices	Dr. Abhik P
105.	Effectiveness of incremental vs maximum bite advancement during Herbst appliance therapy in late adolescent and young adult patients	Dr. Abhik P
106.	Effects of acid etching and calcium chloride immersion on removal torque and bone-cutting ability of orthodontic mini-implants	Dr. Abhik P
107.	White lesions after orthodontic treatment: does low fluoride make a difference?	Dr. Abhik P
108.	The effect of pulsed electromagnetic field and unloading of the condyle on the "effective mandibular length "in young adult guinea pigs – a cephalometric study	Dr. Abhik P
109.	Effectiveness of laceback ligatures on maxillary canine retraction	Dr. Abhik P



CHILDREN'S EDUCATION SOCIETY (Regd.)

THE OXFORD DENTAL COLLEGE

(Recognized by the Govt. of Karnataka, Affiliated to Rajiv Gandhi University of Health Sciences, Karnataka & Recognised by Dental Council of India, New Delhi)

Bommanahalli, Hosur Road, Bangalore – 560 068.

Ph: 080-61754680 Fax : 080 – 61754693E-mail:deandirectortodc@gmail.com

Website: www.theoxford.edu

110.	Which way forward? Fixed or removable lower retainers	Dr. Abhik P
111.	Scanning electron microscopy evaluation of aligner fit on teeth	Dr. Abhik P
112.	Malposition of unerupted mandibular second premolar in children with palatally displaced canines	Dr. Aparajita S
113.	Skeletal and dental changes following the use of the Frankel functional regulator	Dr. Aparajita S
114.	Reference points suitable for evaluation of the additional arch length required for levelling the curve of spee	Dr. Aparajita S
115.	"Safe zones": a guide for miniscrew positioning in the maxillary & mandibular arch	Dr. Aparajita S
116.	Post retention evaluation of stability and relapse – mandibular arches with generalized spacing	Dr. Aparajita S
117.	Space closure in patients with missing mandibular incisors	Dr. Aparajita S
118.	Controlled slicing in the management of congenitally missing second premolars	Dr. Aparajita S
119.	Deep bite: treatment options and challenges	Dr. Aparajita S
120.	Clinical use of miniscrew implants as orthodontic anchorage: success rates and postoperative discomfort	Dr. Aparajita S
121.	Lower incisor retraction with a modified corticotomy	Dr. Aparajita S
122.	Lower second molar extraction in correction of severe skeletal class iii malocclusion	Dr. Mathew Jain
123.	Micro implant-assisted rapid palatal expansion appliance to orthopedically correct transverse maxillary deficiency in an adult	Dr. Mathew Jain
124.	Stability of secondarily inserted orthodontic miniscrew after failure of the primary insertion for maxillary anchorage: maxillary buccal area vs midpalatal suture area	Dr. Mathew Jain
125.	The use of occlusal indices: a European perspective	Dr. Mathew Jain
126.	Lower incisor retraction with a modified corticotomy	Dr. Mathew Jain
127.	Mandibular asymmetry in adult patients with unilateral degenerative joint disease	Dr. Mathew Jain
128.	The effectiveness of laceback ligatures: a randomized controlled clinical trial	Dr. Mathew Jain



CHILDREN'S EDUCATION SOCIETY (Regd.)

THE OXFORD DENTAL COLLEGE

(Recognized by the Govt. of Karnataka, Affiliated to Rajiv Gandhi University of Health Sciences,
Karnataka & Recognised by Dental Council of India, New Delhi)

Bommanahalli, Hosur Road, Bangalore - 560 068.

Ph: 080-61754680 Fax : 080 - 61754693E-mail:deandirectortodc@gmail.com

Website: www.theoxford.edu

129.	Improved clinical use of twin-block and Herbst as a result of radiating viscoelastic tissue forces on the condyle and fossa in treatment and long-term retention: growth relativity	Dr. Mathew Jain
130.	Treatment stability after total maxillary arch Distalization with modified c-palatal plates in adults	Dr. Mathew Jain
131.	Salivary alkaline phosphatase activity and chronological age as indicators for skeletal maturity	Dr. Mathew Jain
132.	Intraoral distalizer effects with conventional and skeletal anchorage: a meta-analysis	Dr. Nidhi Kumari
133.	Comparison of traditional RPE with two types of micro-implant assisted RPE: CBCT study	Dr. Nidhi Kumari
134.	Surgical management of skeletal vertical facial problems	Dr. Nidhi Kumari
135.	Which orthodontic arch wire sequence? A randomized clinical trial	Dr. Nidhi Kumari
136.	Adjustable traction hooks for anterior torque control with miniscrew anchorage	Dr. Nidhi Kumari
137.	Comparison of maxillary and mandibular growth	Dr. Nidhi Kumari
138.	Which way forward? Fixed or removable lower retainers	Dr. Nidhi Kumari
139.	A comparison of the effects of rectangular and round arch wires in levelling the curve of spee	Dr. Nidhi Kumari
140.	Safe zones for mini screws in maxillary dentition Distalization assessed with cone beam computed tomography	Dr. Nidhi Kumari
141.	Gingival thicknesses of maxillary and mandibular anterior regions in subjects with different craniofacial morphologies.	Dr. Nidhi Kumari
142.	Finite element model	Dr. Rajat Suri
143.	The shoulder spring for eruption of impacted canines	Dr. Rajat Suri
144.	Does proclination of maxillary incisors really affect the sagittal position of point a?	Dr. Rajat Suri
145.	Role of condylar cartilage in growth of temporomandibular joint	Dr. Rajat Suri
146.	A new approach of assessing sagittal discrepancies: the beta angle	Dr. Rajat Suri
147.	Intraoral maxillary molar Distalization movement before and after eruption of second molars	Dr. Rajat Suri
148.	Determining the centre of resistance of maxillary anterior teeth subjected to retraction forces in sliding mechanics	Dr. Rajat Suri



CHILDREN'S EDUCATION SOCIETY (Regd.)

THE OXFORD DENTAL COLLEGE

(Recognized by the Govt. of Karnataka, Affiliated to Rajiv Gandhi University of Health Sciences,
Karnataka & Recognised by Dental Council of India, New Delhi)
Bommanahalli, Hosur Road, Bangalore - 560 068.
Ph: 080-61754680 Fax : 080 - 61754693E-mail:deandirectortodc@gmail.com
Website: www.theoxford.edu

149.	Skeletal, soft tissue, and airway changes following the alternate maxillary expansions and constrictions protocol	Dr. Rajat Suri
150.	Canine substitution of congenitally missing maxillary lateral incisors in class I and class iii malocclusions by using skeletal anchorage	Dr. Rajat Suri
151.	Do total or partial etching procedures effect the rate of white spot lesion formation? A single-centre, randomized, controlled clinical trial	Dr. Rajat Suri
152.	Effect of an anti-oxidizing agent on the shear bond strength of brackets bonded to bleached human enamel	Dr. Shoaib Ahmed
153.	Pain and orthodontic treatment Patient experiences and provider assessments	Dr. Shoaib Ahmed
154.	Incisor root resorption in class ii division 2 patients in relation to orthodontic treatment	Dr. Shoaib Ahmed
155.	Surface anatomy of the lip elevator muscles for the treatment of gummy smile using botulinum toxin	Dr. Shoaib Ahmed
156.	Factors associated with the stability of titanium screws placed in the posterior region for orthodontic anchorage	Dr. Shoaib Ahmed
157.	The validity of expansion indices	Dr. Shoaib Ahmed
158.	Duration and anchorage management of canine retraction with bodily versus tipping mechanics.	Dr. Shoaib Ahmed
159.	Effect of posterior space discrepancy and third molar angulation on anterior overbite	Dr. Shoaib Ahmed
160.	Angle classification revisited 1:is current use reliable?	Dr. Shoaib Ahmed
161.	A new approach of assessing sagittal discrepancies	Dr. Shoaib Ahmed
162.	Long-term treatment effects of the fr-2 appliance of Frankel	Dr. Sneha A
163.	Skeletal, soft tissue, and airway changes following the alternate maxillary expansions and constrictions protocol	Dr. Sneha A
164.	Long-term stability of class ii correction with the twin force bite corrector	Dr. Sneha A
165.	Is early treatment for class ii malocclusion effective? Results from a randomized controlled trial	Dr. Sneha A
166.	The load deflection characteristics of thermally activated orthodontic arch wires	Dr. Sneha A
167.	A new craniofacial diagnostic technique: the Sydney diagnostic system	Dr. Sneha A



CHILDREN'S EDUCATION SOCIETY (Regd.)

THE OXFORD DENTAL COLLEGE

(Recognized by the Govt. of Karnataka, Affiliated to Rajiv Gandhi University of Health Sciences,
Karnataka & Recognised by Dental Council of India, New Delhi)

Bommanahalli, Hosur Road, Bangalore - 560 068.

Ph: 080-61754680 Fax: 080 - 61754693E-mail: deandirectortodc@gmail.com

Website: www.theoxford.edu

168.	Clinical evaluation of a low-friction attachment device during canine retraction	Dr. Sneha A
169.	Torque resistance of different stainless steel Wires commonly used for fixed retainers in orthodontics	Dr. Sneha A
170.	Atorvastatin induced osteoclast inhibition reduces orthodontic relapse	Dr. Sneha A
171.	The development of an index of orthodontic treatment priority.	Dr. Sneha A
172.	Comparison of maxillary and mandibular growth	Dr. Tina Munot
173.	Mandibular incisor extraction: a systematic review of an uncommon extraction choice in orthodontic treatment	Dr. Tina Munot
174.	Orthodontic treatment changes of chin position in class ii division 1 patients	Dr. Tina Munot
175.	Comparison of the bond strength of stainless-steel orthodontic brackets bonded to crown porcelain	Dr. Tina Munot
176.	Post retention evaluation of stability and relapse - mandibular arches with generalized spacing	Dr. Tina Munot
177.	A new approach of assessing beta angle	Dr. Tina Munot
178.	Ethnic differences in upper lip response to incisor retraction	Dr. Tina Munot
179.	Risk factors associated with open gingival embrasures after orthodontic treatment	Dr. Tina Munot
180.	Retrospective evaluation of treatment time and efficiency of a predictable cantilever system for orthodontic extrusion of impacted maxillary canines.	Dr. Tina Munot
181.	Prosthetic replacement (vs) space closure for maxillary lateral incisor agenesis: a systematic review	Dr. Tina Munot
Case presentations (Done using PPTs)		
182.	Class II division 1 malocclusion	Dr. Sneha A
183.	Class I malocclusion with open bite	Dr. Sneha A
184.	Class I bimaxillary Dento-alveolar protrusion	Dr. Rajat Suri
185.	Class I malocclusion with crowding	Dr. Tina Munot
186.	Class I malocclusion with generalized spacing	Dr. Tina Munot
187.	Class I malocclusion with open bite	Dr. Abhik P
188.	Class I malocclusion with bimaxillary Dento-alveolar protrusion	Dr. Mathew Jain
189.	Class II division 1 malocclusion	Dr. Nidhi Kumari
190.	Class I malocclusion with generalized spacing	Dr. Shoaib Ahmed
191.	Class I malocclusion with impacted canines	Dr. Sneha A
192.	Class III malocclusion	Dr. Rajat Suri



CHILDREN'S EDUCATION SOCIETY (Regd.)

THE OXFORD DENTAL COLLEGE

(Recognized by the Govt. of Karnataka, Affiliated to Rajiv Gandhi University of Health Sciences,
Karnataka & Recognised by Dental Council of India, New Delhi)

Bommanahalli, Hosur Road, Bangalore - 560 068.

Ph: 080-61754680 Fax: 080 - 61754693E-mail: deandirectortodc@gmail.com

Website: www.theoxford.edu

193.	Class I malocclusion with deep bite	Dr. Tina Munot
194.	Class I malocclusion with midline diastema	Dr. Aparajita S
195.	Class I malocclusion with bimaxillary protrusion	Dr. Abhik P
196.	Class II division 2 malocclusion	Dr. Mathew Jain
197.	Class II division 1 Subdivision maloc	Dr. Nidhi Kumari
198.	Class I with crowding	Dr. Shoaib Ahmed
199.	Class I malocclusion with bimaxillary proclination	Dr. Sneha A
200.	Class III with open bite malocclusion	Dr. Rajat Suri
201.	Class II division 1 malocclusion	Dr. Tina Munot
202.	Class I malocclusion with deep bite	Dr. Aparajita S
203.	Class II division 1 malocclusion with deep bite	Dr. Abhik P
204.	Class I malocclusion with generalized spacing	Dr. Mathew Jain
205.	Class II division 1 malocclusion with generalized spacing	Dr. Nidhi Kumari
206.	Class II division 2 malocclusion	Dr. Shoaib Ahmed
207.	Class I malocclusion with bimaxillary proclination	Dr. Sneha A
208.	Class I malocclusion with generalized spacing	Dr. Rajat Suri
209.	Class III malocclusion with open bite	Dr. Tina Munot
210.	Class I malocclusion with crowding	Dr. Aparajita S
211.	Class II division 1 subdivision malocclusion	Dr. Abhik P
212.	Class I malocclusion with generalized spacing	Dr. Mathew Jain
213.	Class I malocclusion with midline diastema	Dr. Nidhi Kumari
214.	Class I malocclusion with bimaxillary proclination	Dr. Shoaib Ahmed
215.	Class II malocclusion with generalized spacing	Dr. Sneha A
216.	Class I malocclusion with crowding	Dr. Rajat Suri
217.	Class II division 1 malocclusion with crowding	Dr. Tina Munot
218.	Class I malocclusion with impacted canines	Dr. Aparajita S
219.	Class I malocclusion with generalized spacing	Dr. Abhik P
220.	Class I malocclusion with crowding	Dr. Mathew Jain
221.	Class I malocclusion with transposition of 13	Dr. Nidhi Kumari
222.	Class I malocclusion with open bite	Dr. Shoaib Ahmed
223.	Class I malocclusion with bimaxillary proclination	Dr. Sneha A
224.	Class I malocclusion with generalized spacing	Dr. Rajat Suri
225.	Class II division 1 malocclusion	Dr. Tina Munot
226.	Class I malocclusion with crowding	Dr. Aparajita S
227.	Class I malocclusion with generalized spacing	Dr. Abhik P
228.	Class I malocclusion with crowding	Dr. Mathew Jain
229.	Class I malocclusion with bimaxillary proclination	Dr. Nidhi Kumari
230.	Class I malocclusion with deep bite	Dr. Shoaib Ahmed
231.	Class I malocclusion with open bite	Dr. Sneha A
232.	Class II malocclusion with open bite	Dr. Rajat Suri
233.	Class II division 2 malocclusion	Dr. Tina Munot
234.	Class I malocclusion with open bite	Dr. Aparajita S
235.	Class III malocclusion with open bite	Dr. Abhik P
236.	Class II division 1 malocclusion with deep bite	Dr. Mathew Jain



CHILDREN'S EDUCATION SOCIETY (Regd.)

THE OXFORD DENTAL COLLEGE

(Recognized by the Govt. of Karnataka, Affiliated to Rajiv Gandhi University of Health Sciences,

Karnataka & Recognised by Dental Council of India, New Delhi)

Bommanahalli, Hosur Road, Bangalore - 560 068.

Ph: 080-61754680 Fax : 080 - 61754693E-mail:deandirectortodc@gmail.com

Website: www.theoxford.edu

237.	Class II division 1 malocclusion	Dr. Nidhi Kumari
238.	Class I with deep bite	Dr. Shoaib Ahmed
239.	Class II division 1 malocclusion with deep bite	Dr. Sneha A
240.	Class I malocclusion with open bite	Dr. Rajat Suri
241.	Class I malocclusion with open bite	Dr. Tina Munot
242.	Class II malocclusion with deep bite	Dr. Aparajita S
243.	Class I malocclusion with spacing	Dr. Abhik P
244.	Class I malocclusion with crowding	Dr. Mathew Jain
245.	Class I malocclusion with crowding	Dr. Nidhi Kumari
246.	Class I malocclusion with generalized spacing	Dr. Shoaib Ahmed
247.	Class II division 1 malocclusion	Dr. Sneha A
248.	Class I malocclusion with crowding	Dr. Rajat Suri
249.	Class I malocclusion with generalized spacing	Dr. Tina Munot
250.	Class I malocclusion with crowding	Dr. Aparajita S
251.	Class I malocclusion with bimaxillary proclination	Dr. Abhik P
252.	Class I malocclusion with generalized spacing	Dr. Mathew Jain
253.	Class II division 1 malocclusion	Dr. Nidhi Kumari
254.	Class I malocclusion with crowding	Dr. Shoaib Ahmed
255.	Class I malocclusion with generalized spacing	Dr. Sneha A
256.	Class I malocclusion with crowding	Dr. Rajat Suri
257.	Class I malocclusion with bimaxillary proclination	Dr. Tina Munot
258.	Class I malocclusion with open bite	Dr. Aparajita S
259.	Class II malocclusion with deepbite	Dr. Abhik P
260.	Class I malocclusion with spacing	Dr. Mathew Jain
261.	Class III malocclusion with openbite	Dr. Nidhi Kumari
262.	Class II division I malocclusion with deepbite	Dr. Shoaib Ahmed
263.	Class II division 1 malocclusion	Dr. Sneha A

E-Posters List

264.	Biomechanics - types of tooth movements in orthodontics	Dr. Abhik P
265.	Biomechanics of tooth movement	Dr. Mathew Jain
266.	Bionator	Dr. Nidhi Kumari

Videos List

267.	Class i malocclusion and treatment	Dr. Abhik P
268.	Class ii malocclusion and treatment	Dr. Mathew Jain
269.	Class iii malocclusion and treatment	Dr. Nidhi Kumari
270.	Cleft lip and cleft palate	Dr. Shoaib Ahmed
271.	Development of dentition 1	Dr. Sneha A
272.	Development of dentition 2	Dr. Rajat Suri
273.	Development of facial structures	Dr. Tina Munot
274.	Habits	Dr. Aparajita S
275.	Introduction to orthodontics	Dr. Abhik P
276.	Nance	Dr. Mathew Jain



CHILDREN'S EDUCATION SOCIETY (Regd.)

THE OXFORD DENTAL COLLEGE

(Recognized by the Govt. of Karnataka, Affiliated to Rajiv Gandhi University of Health Sciences,
Karnataka & Recognised by Dental Council of India, New Delhi)
Bommanahalli, Hosur Road, Bangalore - 560 068.

Ph: 080-61754680 Fax : 080 - 61754693E-mail:deandirectortodc@gmail.com
Website: www.theoxford.edu

277.	Palatal expander	Dr. Nidhi Kumari
278.	Rapid expansion	Dr. Shoaib Ahmed
279.	Removable appliances	Dr. Sneha A
280.	Surgical procedures in orthodontics	Dr. Rajat Suri
281.	Thumb Sucking Habit	Dr. Tina Munot
282.	Tongue Thrusting Habit	Dr. Aparajita S
283.	Twin Block	Dr. Tina Munot

Professor & Head
Dept. of Orthodontics
The Oxford Dental College, Bangalore

PRINCIPAL
The Oxford Dental College
Bommanahalli, Hosur Road,
Bangalore - 560 068.



CHILDREN'S EDUCATION SOCIETY (Regd.)

THE OXFORD DENTAL COLLEGE

(Recognized by the Govt. of Karnataka, Affiliated to Rajiv Gandhi University of Health Sciences,
Karnataka & Recognised by Dental Council of India, New Delhi)
Bommanahalli, Hosur Road, Bangalore - 560 068.
Ph: 080-61754680 Fax : 080 - 61754693E-mail: deandirectortodc@gmail.com
Website: www.theoxford.edu

2016-17

Paediatric and Preventive Dentistry

List of theory Topics (Done using PPTS)		
Sl. No.	Topic	Staff Incharge
1.	History and background of periodontology	Dr. Anirban Chatterjee
2.	Photography in dentistry	Dr. Savitha A N
3.	Temporomandibular joint	Dr. Gayathri Gundannavar
4.	Deglutition and chewing cycle	Dr. Ahad Hussain
5.	Immunosuppressants	Dr. Sushma Das
6.	Clotting mechanism, blood grouping, blood disorders	Dr. Sridevi M
7.	Connective tissue	Dr. Shobha K S
8.	Fluid and electrolyte balance	Dr. Praveen J
9.	Endocrinology	Dr. Amita Coutinho
10.	Periodontal epidemiology	Dr. R M Rosh
11.	Gingival enlargement	Dr. Vinayak
List of Seminars (Done using PPTS)		
12.	Facial nerve	Dr. Anirban Chatterjee
13.	Endocrinology	Dr. Savitha A N
14.	Local anaesthesia	Dr. Gayathri Gundannavar
15.	Gingiva	Dr. Ahad Hussain
16.	Edema	Dr. Sushma Das
17.	Epithelial root sheath	Dr. Sridevi M
18.	Dental calculus	Dr. Shobha K S
19.	Chronic periodontitis	Dr. Praveen J
20.	Gingival crevicular fluid	Dr. Amita Coutinho
21.	Development of facial bones	Dr. R M Rosh
List of JCS (Done using PPTS)		
22.	Risk of periodontal disease in patients with asthma	Dr. Anirban Chatterjee
23.	Evaluation of the incidence of preterm low birth weight in patients undergoing periodontal therapy	Dr. Savitha A N
24.	Does periodontal infection have an effect on severe asthma in adults	Dr. Gayathri Gundannavar
25.	Relationship of serum advanced glycation end products with deterioration of periodontitis in type 2 diabetes patients	Dr. Ahad Hussain
26.	Azithromycin as an adjunct to SRP in the treatment of chronic periodontitis	Dr. Sushma Das
27.	One stage full mouth disinfection versus quadrant and full mouth scaling and root planning	Dr. Sridevi M
28.	Dental cementum in age estimation	Dr. Shobha K S



CHILDREN'S EDUCATION SOCIETY (Regd.)

THE OXFORD DENTAL COLLEGE

(Recognized by the Govt. of Karnataka, Affiliated to Rajiv Gandhi University of Health Sciences,
Karnataka & Recognised by Dental Council of India, New Delhi)


Bommanahalli, Hosur Road, Bangalore - 560 068.

Ph: 080-61754680 Fax : 080 - 61754693E-mail:deandirectortodc@gmail.com

Website: www.theoxford.edu

29.	Instant tooth whitening from a silica toothpaste containing blue cover line	Dr. Praveen J
30.	Supragingival plaque removal with and without dentifrice	Dr. Amita Coutinho
Case Presentations (Done using PPTS)		
31.	Chronic periodontitis	Dr. Anirban Chatterjee
32.	Aggressive periodontitis	Dr. Savitha A N
33.	Granuloma	Dr. Gayathri Gundannavar
34.	Periodontal abscess	Dr. Ahad Hussain
E-posters list		
35.	Amlodipine induced gingival overgrowth is not rare now!!	Dr. Sridevi M
36.	Handwashing procedures	Dr. Shobha K S
37.	Gowning procedure	Dr. Praveen J
Videos list		
38.	Dental plaque	Dr. R M Rosh

Professor & Head
Dept. of Periodontics
The Oxford Dental College, Bangalore


PRINCIPAL
The Oxford Dental College
Bommanahalli, Hosur Road,
Bangalore - 560 068.



CHILDREN'S EDUCATION SOCIETY (Regd.)


THE OXFORD DENTAL COLLEGE

(Recognized by the Govt. of Karnataka, Affiliated to Rajiv Gandhi University of Health Sciences,
Karnataka & Recognised by Dental Council of India, New Delhi)
Bommanahalli, Hosur Road, Bangalore - 560 068.
Ph: 080-61754680 Fax : 080 - 61754693E-mail:deandirectortodc@gmail.com
Website: www.theoxford.edu

2016-17


Oral Pathology

List of theory topics		
Sl. No	Topics	Staff Incharge
1.	Development of face and oral cavity	Dr. Sadhana
2.	Tooth development	Dr. Saleha
3.	Enamel	Dr. Jyothi
4.	Dentin	Dr. Leeky
5.	Pulp	Dr. Saleha
6.	Cementum	Dr. Leeky
7.	Periodontal ligament	Dr. Shilpa
8.	Bone	Dr. Prakruti
9.	Oral mucous membrane	Dr. Shilpa
10.	Salivary glands	Dr. Leeky
11.	Tooth eruption	Dr. Saleha
12.	Shedding of deciduous teeth	Dr. Saleha
13.	Histochemistry of oral tissues	Dr. Sadhana
14.	Maxillary sinus	Dr. Sarah
15.	Temporo-mandibular joint	Dr. Shilpa
16.	Theories of mineralisation	Dr. Shruti
17.	Landmarks	Dr. Sarah
18.	Tooth numbering systems	Dr. Prakruti
19.	Differences between permanent and deciduous teeth	Dr. Veena
20.	Permanent maxillary central incisor	Dr. Saleha
21.	Permanent maxillary lateral incisor	Dr. Bhavya
22.	Permanent maxillary canine	Dr. Shilpa
23.	Maxillary first premolar	Dr. Leeky
24.	Maxillary second premolar	Dr. Leeky
25.	Permanent maxillary first molar	Dr. Sadhana
26.	Permanent maxillary second molar	Dr. Shruti
27.	Permanent maxillary third molar	Dr. Shruti
28.	Permanent mandibular central incisor	Dr. Saleha
29.	Permanent mandibular lateral incisor	Dr. Saleha
30.	Permanent mandibular canine	Dr. Shilpa
31.	Mandibular first premolar	Dr. Shruti
32.	Mandibular second premolar	Dr. Saleha
33.	Permanent mandibular first molar	Dr. Leeky
34.	Permanent mandibular second molar	Dr. Shruti
35.	Permanent mandibular third molar	Dr. Shruti
36.	Developmental disturbances of oral and paroral structures	Dr. Sadhana
37.	Benign epithelial tumours of the oral cavity	Dr. Shilpa
38.	OPMDS	Dr. Leeky
39.	Malignant epithelial tumours of the oral cavity	Dr. Saleha


Prof. & HOD
Dept. of Oral & Maxillofacial
Pathology & Microbiology

The Oxford Dental College, Bangalore

Bommanahalli, Bangalore


31
PRINCIPAL
The Oxford Dental College
Bommanahalli, Hosur Road,
Bangalore - 560 068.



CHILDREN'S EDUCATION SOCIETY (Regd.)

THE OXFORD DENTAL COLLEGE

(Recognized by the Govt. of Karnataka, Affiliated to Rajiv Gandhi University of Health Sciences,

Karnataka & Recognised by Dental Council of India, New Delhi)

Bommanahalli, Hosur Road, Bangalore - 560 068.

Ph: 080-61754680 Fax : 080 - 61754693E-mail:deandirectortodc@gmail.com

Website: www.theoxford.edu

40.	Benign connective tissue tumours of the oral cavity	Dr. Sadhana
41.	Malignant connective tissue tumours of the oral cavity	Dr. Sadhana
42.	Tumours of the salivary glands	Dr. Prakruti
43.	Cysts and tumours of odontogenic origin	Dr. Saleha
44.	Bacterial infections of the oral cavity	Dr. Sadhana
45.	Viral infections of the oral cavity	Dr. Shilpa
46.	Mycotic infections of the oral cavity	Dr. Leeky
47.	Diseases of the periodontium	Dr. Shruti
48.	Dental caries	Dr. Saleha
49.	Diseases of the pulp and periapical tissues	Dr. Chaitanya
50.	Spread of oral infection	Dr. Shruti
51.	Physical and chemical injuries of the oral cavity	Dr. Pratibha
52.	Regressive alterations of the teeth	Dr. Chaitanya
53.	Healing of oral wounds	Dr. Shajiny
54.	Oral aspects of metabolic disease	Dr. Shruti
55.	Allergic and immunologic diseases of the oral cavity	Dr. Shruti
56.	Diseases of bone and joints	Dr. Shilpa
57.	Diseases involving RBCS	Dr. Abhishek
58.	Diseases involving WBCS	Dr. Abhishek
59.	Diseases involving platelets	Dr. Abhishek
60.	Diseases of the skin	Dr. Chaitanya
61.	Diseases of nerves and muscles	Dr. Shruti
62.	Forensic odontology	Dr. Leeky
List of seminars		
63.	Tobacco	Dr. Leeky M
64.	Laboratory hazards	Dr. Sadhana
65.	Prions	Dr. Saleha
66.	Histopathological variants of oral squamous cell carcinoma	Dr. Sadhana
67.	Healing of oral wounds	Dr. Leeky M
68.	Muscles of mastication	Dr. Leeky M
69.	Vitamins	Dr. Saleha
70.	Fixation and fixatives	Dr. Leekt M
71.	COC	Dr. Sadhana
72.	Tissue processing	Dr. Sadhana
73.	Geno dermatosis	Dr. Saleha
74.	Nerve	Dr. Sadhana
75.	Blood and lymphatics	Dr. Chaitanya
76.	Paediatric jaw tumours	Dr. Sadhana
77.	Serum electrophoresis	Dr. Sadhana



CHILDREN'S EDUCATION SOCIETY (Regd.)

THE OXFORD DENTAL COLLEGE

(Recognized by the Govt. of Karnataka, Affiliated to Rajiv Gandhi University of Health Sciences, Karnataka & Recognised by Dental Council of India, New Delhi)

Bommanahalli, Hosur Road, Bangalore - 560 068.

Ph: 080-61754680 Fax : 080 - 61754693E-mail:deandirectortodc@gmail.com

Website: www.theoxford.edu

78.	Myxoid lesions	Dr. Saleha
79.	Oral microbial flora	Dr. Leeky
80.	Eosin & haematoxylin	Dr. Leeky
81.	Acute inflammation	Dr. Saleha
82.	Punch biopsy	Dr. Sadhana
List of JCS		
83.	Calcifying epithelial odontogenic tumour: a clinico pathologic and immune histochemical study and comparison with dental follicles containing CEOT like areas	Dr. Leeky M
84.	Dentigerous cyst of inflammatory origin- a diagnostic dilemma	Dr. Saleha J
85.	Histopathology of ameloblastoma of the jaws some critical observations based on a 40 years single institution experience	Dr. Sadhana
86.	Calcifying epithelial odontogenic tumour: a clinico pathologic and immune histochemical study and comparison with dental follicles containing CEOT like areas	Dr. Leeky
87.	Dentigerous cyst of inflammatory origin- a diagnostic dilemma	Dr. Saleha
88.	Histopathology of ameloblastoma of the jaws some critical observations based on a 40yrs single institution experience	Dr. Sadhana
89.	Erythema multiforme major secondary to a cosmetic facial cream: first case report	Dr. Leeky
90.	Clinicopathologic features associated with recurrence of the odontogenic keratocyst: a cohort retrospective analysis.	Dr. Chaitanya
Case presentations		
91.	Giant cell fibroma	Dr. Saleha
92.	Masson's tumour	Dr. Saleha
93.	OSF	Dr. Saleha
94.	MDSCC	Dr. Sadhana
95.	Orth keratinised odontogenic keratocyst: a diagnostic jargon or a distinct reality	Dr. Leeky
96.	Cement blastoma in deciduous tooth - a rare case report	Dr. Sadhana
E-poster		
97.	Masson's tumour	Dr. Saleha
98.	Amelyloglyphics - a review	Dr. Saleha
99.	Lichenoid dysplasia - an epithelial dysplasia in disguise	Dr. Sadhana



CHILDREN'S EDUCATION SOCIETY (Regd.)

THE OXFORD DENTAL COLLEGE

(Recognized by the Govt. of Karnataka, Affiliated to Rajiv Gandhi University of Health Sciences,
Karnataka & Recognised by Dental Council of India, New Delhi)
Bommanahalli, Hosur Road, Bangalore - 560 068.
Ph: 080-61754680 Fax : 080 - 61754693E-mail:deandirectortodc@gmail.com
Website: www.theoxford.edu

Videos for teaching purpose		
100.	Carving of incisor teeth	Dr. Leeky M
101.	Carving of canines	Dr. Saleha J
102.	Carving of premolars	Dr. Shilpa S
103.	Carving of molars	Dr. Shruti

Prof. & HOD

Dept. of Oral & Maxillofacial
Pathology & Microbiology
The Oxford Dental College,

Bommanahalli, Bangalore

PRINCIPAL

The Oxford Dental College
Bommanahalli, Hosur Road,
Bangalore - 560 068.



CHILDREN'S EDUCATION SOCIETY (Regd.)

THE OXFORD DENTAL COLLEGE

(Recognized by the Govt. of Karnataka, Affiliated to Rajiv Gandhi University of Health Sciences,
Karnataka & Recognised by Dental Council of India, New Delhi)
Bommanahalli, Hosur Road, Bangalore - 560 068.
Ph: 080-61754680 Fax : 080 - 61754693E-mail:deandirectortodc@gmail.com
Website: www.theoxford.edu

2016-17

Public Healthy Dentistry

List of theory topics (Done using PPTs)		
SL. No.	Topic	Staff Incharge
1.	Concepts of health	Dr. Archana Krishna Murthy
2.	Concepts of diseases	Dr. Manjunath C
3.	Concepts of prevention	Dr. Bushra Naaz Fathima
4.	Environment and health	Dr. Shilpashree. K. B
5.	Disposal of waste	Dr. Madhusudhan. S
6.	Biomedical waste management	Dr. Shwetha. R
7.	General epidemiology	Dr. Kiran Iyer
8.	Introduction to epidemiology	Dr. Chaithra V
9.	Descriptive epidemiology	Dr. Divya B M
10.	Analytical epidemiology	Dr. Deepa D
11.	Experimental epidemiology	Dr. Archana Krishna Murthy
12.	Health education and communication	Dr. Manjunath C
13.	Health care delivery system	Dr. Bushra Naaz Fathima
14.	PHC	Dr. Shilpashree. K. B
15.	Epidemiology of dental caries	Dr. Madhusudhan. S
16.	Epidemiology of periodontal diseases	Dr. Shwetha. R
17.	Epidemiology of oral cancer	Dr. Kiran Iyer
18.	Nutrition	Dr. Chaithra V
19.	Survey	Dr. Divya B M
20.	Planning and evaluation	Dr. Deepa D
List of seminars (Done using PPTs)		
21.	Osteology of the skull	Dr. Hiremath
22.	Anatomy of larynx	Dr. Archana Krishna Murthy
23.	Mandible	Dr. Manjunath C
24.	Nose and paranasal air sinuses	Dr. Bushra Naaz Fathima
25.	Scalp	Dr. Shilpashree. K. B
26.	Pharynx	Dr. Madhusudhan. S
27.	Anatomy of the face	Dr. Shilpashree K.B.
28.	Anatomy of hard and soft palate	Dr. Hiremath
29.	The Orbit	Dr. Archana Krishna Murthy
30.	Tongue	Dr. Manjunath C
31.	Anterior triangle of neck	Dr. Bushra Naaz Fathima
32.	Submandibular region	Dr. Shilpashree. K. B
33.	Pituitary and hypothalamus	Dr. Madhusudhan. S
34.	Side of the neck	Dr. Shilpashree K.B.
35.	Temporal and Infratemporal regions	Dr. Manjunath C
36.	Physiology of ventilation	Dr. Bushra Naaz Fathima
37.	Back of the neck	Dr. Shilpashree. K. B

Archana K. M
Professor & Head
Dept. of Public Health Dentistry
The Oxford Dental College, Bangalore

PRINCIPAL
The Oxford Dental College
Bommanahalli, Hosur Road,
Bangalore - 560 068.



CHILDREN'S EDUCATION SOCIETY (Regd.)

THE OXFORD DENTAL COLLEGE

(Recognized by the Govt. of Karnataka, Affiliated to Rajiv Gandhi University of Health Sciences,
Karnataka & Recognised by Dental Council of India, New Delhi)
Bommanahalli, Hosur Road, Bangalore - 560 068.
Ph: 080-61754680 Fax : 080 - 61754693E-mail:deandirectortodc@gmail.com
Website: www.theoxford.edu

List of JCS (Done using PPTs)

38.	Phenomenology of student's perception and behaviour on oral and tooth health	Dr. Hiremath
39.	House hold smoking a risk factor for caries case control study	Dr. Archana Krishna Murthy
40.	Comparison of the effectiveness of 0.5 tea 2%neem and 0.2% chlorhexidine	Dr. Manjunath C
41.	Joint and independent effect of tobacco smoking and alcohol Draining in oral cancer	Dr. Bushra Naaz Fathima
42.	A qualitative study of patient attitude towards HIV testing in dental setting	Dr. Shilpashree, K. B
43.	Associates between knowledge about comprehensive education of food and indices in dental caries	Dr. Madhusudhan. S
44.	The associates between BMI and dental caries -a cases sectional study	Dr. Hiremath
45.	The presence of cariogenic and periodontal pathogens in oral cavity of 1 year old	Dr. Archana Krishna Murthy
46.	Cariogenic potential of anti-arithmetic Drugs	Dr. Manjunath C
47.	Dentin sensitivity risk factors -Case Control Study	Dr. Bushra Naaz Fathima
48.	Anti-depressants in associates with reducing risk of oral cancer occurrence	Dr. Shilpashree. K. B
49.	Assessment of validity and reliability of Hindi version of geniative oral health	Dr. Madhusudhan. S
50.	Treatment of traumatic injuries and associated practise in pre-school Children	Dr. Manjunath C

Shelva K. M.
Professor & Head
Dept. of Public Health Dentistry
The Oxford Dental College, Bangalore

[Signature]
PRINCIPAL
The Oxford Dental College
Bommanahalli, Hosur Road,
Bangalore - 560 068.



CHILDREN'S EDUCATION SOCIETY (Regd.)

THE OXFORD DENTAL COLLEGE

(Recognized by the Govt. of Karnataka, Affiliated to Rajiv Gandhi University of Health Sciences,
Karnataka & Recognised by Dental Council of India, New Delhi)
Bommanahalli, Hosur Road, Bangalore - 560 068.
Ph: 080-61754680 Fax : 080 - 61754693E-mail:deandirectortodc@gmail.com
Website: www.theoxford.edu

2017-18

**List of e-Content/e-Course Developed and delivered by Faculties – Department
Wise (PowerPoint Presentations, Word Files, PDFs, Audio/Video Downloaded,
Animations Downloaded) 2017 - 18**

Oral Medicine & Radiology

List of theory Topics (Done using PPTs)		
SL. No.	Topic	Staff Incharge
1.	Bone diseases	Dr. Anuradha pai
2.	Infections	Dr. Anuradha pai
3.	TMJ	Dr. Anuradha pai
4.	Orofacial pain	Dr. Anuradha pai
5.	Radiation biology	Dr. Bharathi
6.	Bitewing and occlusal radiography	Dr. Bharathi
7.	Bleeding disorders	Dr. Bharathi
8.	Blood disorders	Dr. Bharathi
9.	Bleeding disorders	Dr. Bharathi
10.	Bone diseases- Fibro osseous disorders	Dr. Sushmini
11.	Bone diseases	Dr. Sushmini
12.	Corticosteroids	Dr. Sushmini
13.	Corticosteroids2	Dr. Sushmini
14.	Corticosteroids	Dr. Sushmini
15.	CT and MRI	Dr. Asha
16.	Cysts of the jaws	Dr. Asha
17.	Digital imaging	Dr. Asha
18.	Extraoral radiography	Dr. Asha
19.	HIV	Dr. Asha
20.	Image characteristics	Dr. Shivu
21.	Malignant tumors	Dr. Shivu
22.	Occasion and TMD	Dr. Shivu
23.	Odontogenic tumors	Dr. Shivu
24.	Oral cancer	Dr. Shivu
25.	Panoramic imaging	Dr. Shivu
26.	Pigmented lesions	Dr. Sheshaprasad
27.	Radiation protection	Dr. Sheshaprasad
28.	Red and white lesions	Dr. Sheshaprasad
29.	Salivary gland disorders	Dr. Sheshaprasad
30.	Sialography	Dr. Sheshaprasad
31.	Lamina dura	Dr. Sheshaprasad
32.	TMJ imaging	Dr. Sowbhagya
33.	TMJ disorders	Dr. Sowbhagya
34.	Ultrasonography	Dr. Sowbhagya
35.	Vesciculo bullous lesions	Dr. Sowbhagya
36.	Bleeding disorders	Dr. Sowbhagya
37.	Endocrine diseases	Dr. Sowbhagya

Anuradha

Professor & Head
Dept. of Oral Medicine & Radiology
The Oxford Dental College, Bangalore

PRINCIPAL
37
The Oxford Dental College
Bommanahalli, Hosur
Bangalore - 560 068.



CHILDREN'S EDUCATION SOCIETY (Regd.)

THE OXFORD DENTAL COLLEGE

(Recognized by the Govt. of Karnataka, Affiliated to Rajiv Gandhi University of Health Sciences,
Karnataka & Recognised by Dental Council of India, New Delhi)
Bommanahalli, Hosur Road, Bangalore - 560 068.
Ph: 080-61754680 Fax : 080 - 61754693E-mail:deandirectortodc@gmail.com
Website: www.theoxford.edu

38.	HIV	Dr. Raheel
39.	Immunologic diseases	Dr. Raheel
40.	Occlusal and Bitewing radiographs	Dr. Raheel
41.	Odontogenic tumors	Dr. Raheel
42.	OPG	Dr. Raheel
43.	Osteomyelitis	Dr. Raheel
44.	Radiation physics	Dr. Raheel
45.	Radiographic interpretation	Dr. Deepu Krishna
46.	Red and white lesions	Dr. Deepu Krishna
47.	Sialography	Dr. Deepu Krishna
48.	Space infections	Dr. Deepu Krishna
49.	Ultrasonography	Dr. Deepu Krishna
50.	Bleeding disorders	Dr. Pratheedha
51.	Case history	Dr. Pratheedha
52.	Introduction and history of radiology	Dr. Pratheedha
53.	NSAIDs	Dr. Pratheedha
54.	Odontogenic cysts	Dr. Pratheedha
55.	RBC disorders	Dr. Pratheedha
56.	Safety and Protection	Dr. Ashwini
57.	Transplantation medicine	Dr. Ashwini
58.	WBC disorders	Dr. Ashwini
59.	Antibiotics	Dr. Ashwini
60.	Forensic odontology	Dr. Ashwini
61.	Bleeding disorders	Dr. Anuradha pai
62.	Faulty radiographs	Dr. Anuradha pai
63.	Forensic odontology	Dr. Anuradha pai
64.	IOPA Radiographs	Dr. Anuradha pai
65.	Odontogenic tumors	Dr. Bharathi
66.	Orofacial pain	Dr. Bharathi
67.	Pigmented lesions	Dr. Bharathi
68.	Processing X ray films	Dr. Bharathi
69.	Radiographic interpretation	Dr. Bharathi
70.	Red and white lesions	Dr. Sushmini
71.	Soft tissue calcifications	Dr. Sushmini
72.	X-ray films and accessories	Dr. Sushmini
73.	Chair side investigations	Dr. Sushmini
74.	Occlusal radiography	Dr. Sushmini
75.	TMJ disorders and management	Dr. Asha
76.	TMJ imaging	Dr. Asha
77.	TMJ disorders	Dr. Asha
78.	Age and gender estimation	Dr. Asha
79.	Bacterial infections	Dr. Asha
80.	Corticosteroids	Dr. Shivu
81.	Effects of Drugs on hard and soft tissues	Dr. Shivu
82.	Space infections	Dr. Shivu



CHILDREN'S EDUCATION SOCIETY (Regd.)

THE OXFORD DENTAL COLLEGE

(Recognized by the Govt. of Karnataka, Affiliated to Rajiv Gandhi University of Health Sciences,

Karnataka & Recognised by Dental Council of India, New Delhi)

Bommanahalli, Hosur Road, Bangalore - 560 068.

Ph: 080-61754680 Fax: 080 - 61754693E-mail:deandirectortodc@gmail.com

Website: www.theoxford.edu

83.	Introduction to oral medicine	Dr. Shivu
84.	Medicine	Dr. Shivu
85.	Multilocular and multiple radiolucency	Dr. Shivu
86.	Multilocular radiolucency	Dr. Sheshaprasad
87.	Radiation biology	Dr. Sheshaprasad
88.	Radiation physics	Dr. Sheshaprasad
89.	Radiation physics	Dr. Sheshaprasad
90.	Tongue disorders	Dr. Sheshaprasad
91.	Transplantation medicine	Dr. Sheshaprasad
92.	Ultrasonography	Dr. Sowbhagya
93.	X-ray films and accessories	Dr. Sowbhagya
94.	Assessment of pain and burning sensation	Dr. Sowbhagya
95.	Bleeding disorders	Dr. Sowbhagya
96.	Blood disorders	Dr. Sowbhagya
97.	TMJ	Dr. Sowbhagya
98.	TMJ	Dr. Raheel
99.	CT and MRI	Dr. Raheel
100.	Cysts of the jaws	Dr. Raheel
101.	Digital imaging	Dr. Raheel
102.	Diseases of bone	Dr. Raheel
103.	Extraoral radiography	Dr. Raheel
104.	Faulty radiographs	Dr. Raheel
105.	Fibro osseous lesions	Dr. Deepu Krishna
106.	Fungal infections	Dr. Deepu Krishna
107.	Fungal infections	Dr. Deepu Krishna
108.	History of radiology	Dr. Deepu Krishna
109.	HIV infection	Dr. Deepu Krishna
110.	Intraoral imaging techniques	Dr. Pratheedha
111.	Multilocular radiolucency	Dr. Pratheedha
112.	Multilocular radiolucency	Dr. Pratheedha
113.	Odontogenic tumors	Dr. Pratheedha
114.	Oral cancer Orofacial pain	Dr. Pratheedha
115.	Orofacial pain	Dr. Pratheedha
116.	Osteomyelitis	Dr. Ashwini
117.	Principles of radiographic interpretation	Dr. Ashwini
118.	Radiation physics	Dr. Ashwini
119.	Radiotherapy	Dr. Ashwini
120.	Red and white lesions	Dr. Ashwini
121.	Salivary gland disorders	Dr. Anuradha pai
122.	Processing X ray films	Dr. Anuradha pai
123.	Pigmented lesions	Dr. Anuradha pai
124.	Corticosteroids	Dr. Anuradha pai
125.	Systemic diseases manifested in jaw	Dr. Anuradha pai
126.	TMJ disorders	Dr. Bharathi
127.	Ultrasonography	Dr. Bharathi



CHILDREN'S EDUCATION SOCIETY (Regd.)

THE OXFORD DENTAL COLLEGE

(Recognized by the Govt. of Karnataka, Affiliated to Rajiv Gandhi University of Health Sciences,
Karnataka & Recognised by Dental Council of India, New Delhi)
Bommanahalli, Hosur Road, Bangalore - 560 068.
Ph: 080-61754680 Fax : 080 - 61754693E-mail:deandirectortodc@gmail.com
Website: www.theoxford.edu

128.	Vesiculo bullous lesions	Dr. Bharathi
129.	Vesiculo bullous lesions	Dr. Bharathi
List of Seminars (done using PPTs)		
130.	Drug induced oral reactions	Dr. Ruchika
131.	Pigmented lesions of oral mucosa	Dr. Ruchika
132.	Anatomy of salivary glands and applied aspects	Dr. Shalma
133.	HIV	Dr. Binika
134.	Hypersensitivity reaction	Dr. Aprita
135.	Dental management of medically compromised patients- diabetes mellitus	Dr. Shrijana
136.	Chemoprevention and chemotherapy	Dr. Agrah
137.	Radiotherapy	Dr. Reshma
138.	Pharyngeal arches	Dr. Ruchika
139.	Tumour markers	Dr. Shalma
140.	Development and anatomy of TMJ and associated muscles	Dr. Binika
141.	Descriptive epidemiology	Dr. Aprita
142.	Anatomy & development of nasal cavity and paranasal sinuses & associated structures	Dr. Shrijana
143.	Randomized control trials	Dr. Agrah
144.	RBC & applied aspects	Dr. Reshma
List of JCs (Done using PPTs)		
145.	Ultra-high frequency ultrasound in the diagnosis of oral lesions.	Dr. Ruchika
146.	Oral candida carriage among individuals chewing betel nut chewing with and without tobacco and a letter to editor	Dr. Shalma
147.	The current approach to the diagnosis of vascular anomalies of the H and N pictorial essay	Dr. Binika
148.	Oral manifestations of neurofibromatosis: a rare case report	Dr. Aprita
149.	Co-development of pyogenic granuloma and capillary haemangioma on the alveolar ridge associated with a dental implant	Dr. Shrijana
150.	Comparison of CT and MRI in diagnosing cervical lymph node metastasis: a systematic review Chameleon of head and neck diseases: intra oral actinomycosis	Dr. Agrah
151.	Rare case of oral malignant melanoma	Dr. Reshma
152.	An unusual case of idiopathic multiple invaneie cervical resorption	Dr. Binika
153.	Radiographic quantification of CDI with atherosclerosis	Dr. Aprita
154.	Symptomatic Swelling on lingual surface of mandible	Dr. Shrijana



CHILDREN'S EDUCATION SOCIETY (Regd.)

THE OXFORD DENTAL COLLEGE

(Recognized by the Govt. of Karnataka, Affiliated to Rajiv Gandhi University of Health Sciences,
Karnataka & Recognised by Dental Council of India, New Delhi)
Bommanahalli, Hosur Road, Bangalore – 560 068.

Ph: 080-61754680 Fax : 080 – 61754693E-mail:deandirectortodc@gmail.com

Website: www.theoxford.edu

155.	Evaluation of topical ozone therapy on salivary candidial carriage in oral candidiasis	Dr. Agrah
156.	Hand schiller Christian disease – a rare case report	Dr. Reshma
Case Presentations (Done using PPTs)		
157.	Disc displacement with reduction	Dr. Reshma
158.	Amelogenesis imperfecta	Dr. Binika
159.	Lichenoid reaction	Dr. Aprita
160.	TMJ subluxation	Dr. Shrijana
161.	Erythroleukoplakia	Dr. Agrah
162.	Varicosity	Dr. Reshma
163.	Quid induced lichenoid lesion	Dr. Ruchika
164.	Zygomatic complex fracture	Dr. Shalma
165.	Pleomorphic adenoma WRT parotid gland	Dr. Binika
166.	Odontogenic keratosis	Dr. Aprita
167.	Malignant growth with respect to left alveolus	Dr. Shrijana
E-posters		
168.	Shedding light on lasers.	Dr. Shalma
169.	Curcumin: an interesting molecule from mother nature	Dr. Binika
170.	Comparison of curcumin and intralesional steroid injection in treatment of OSMF	Dr. Aprita
171.	A study on the awareness regarding HPV related oral cancers among oral health professionals.	Dr. Shrijana
172.	Nuclear medicine in ORO facial diagnosis	Dr. Agrah
Videos List		
173.	Examination of disc displacement	Dr. Anuradha pai
174.	Examination of salivary gland	Dr. Bharathi
175.	Intra lesional injection for oral submucous fibrosis	Dr. Sushmini
176.	Toluidine blue staining	Dr. Asha

Anuradha

Professor & Head
Dept. of Oral Medicine & Radiology
The Oxford Dental College, Bangalore

[Signature]
PRINCIPAL
The Oxford Dental College
Bommanahalli, Hosur Road,
Bangalore - 560 068.



CHILDREN'S EDUCATION SOCIETY (Regd.)

THE OXFORD DENTAL COLLEGE

(Recognized by the Govt. of Karnataka, Affiliated to Rajiv Gandhi University of Health Sciences,
Karnataka & recognised by Dental Council of India, New Delhi)
Bommanahalli, Hosur Road, Bangalore - 560 068.
Ph: 080-61754680 Fax: 080 - 61754693E-mail: deandirectortodc@gmail.com
Website: www.theoxford.edu

2017-18

Oral & Maxillofacial Surgery

List of Theory Topics (Done Using PPTs)		
1.	Midfacial fractures	Dr. Harish Kumar A
2.	Dental implants	Dr. Harish babu
3.	Maxillary sinus and disorders / pathologies	Dr. Rama Krishna
4.	Osteomyelitis	Dr. Harish Kumar A
5.	Haemorrhage and shock	
6.	Case history, diagnosis, and therapeutics	Dr. Harish babu
7.	Oral cancer	Dr. Harish Kumar A
8.	Neuropathic pain	Dr. Rama Krishna
9.	Mandibular fractures	
List of Seminars (Done Using PPTs)		
10.	Muscles of mastication and muscles of facial expression	Dr. Harish Kumar A
11.	Management of patients on antiplatelets and anticoagulant therapy	Dr. Harish babu
12.	Shock	Dr. Rama Krishna
13.	General anaesthesia	Dr. Harish Kumar A
14.	Introduction to surgical instruments	Dr. Harish babu
15.	Mandibular fractures	Dr. Rama Krishna
16.	Orbit contents and its surgical anatomy	Dr. Harish Kumar A
17.	Dental implants	Dr. Rama Krishna
18.	NOE fractures	
List of JCs (Done using PPTs)		
19.	Management of fractures mandible without the use of IMF	Dr. Harish Kumar A
20.	Stability of mandibular advancement procedure - BSSO vs distraction osteogenesis	Dr. Rama Krishna
21.	Buccal lid approach for removal of impacted mandibular molar	Dr. Harish Kumar A
22.	EAORIF by transoral approach in condylar fractures	Dr. Rama Krishna
23.	Tooth in the line of fractures - prognosis and its effective healing	Dr. Harish babu
24.	Influence of platelet rich fibrin on post extraction socket healing - a clinical and radiographic study.	Dr. Harish Kumar A
25.	Modification of mandibular ridge splitting technique for horizontal augmentation of atrophic ridges	Dr. Rama Krishna
Case Presentations (Done Using PPTs)		
26.	Oroantral communication w.r.t 16 region	Dr. Harish Kumar A
27.	Ridge split bone technique immediate implant w.r.t 11 and guided bone membrane	Dr. Harish babu

Harish

Prof. Dr. Harish Kumar A

Dept. of Oral & Maxillofacial Surgery & Implantology
The Oxford Dental College, Bangalore

42
PRINCIPAL
The Oxford Dental College
Bommanahalli, Hosur Road,
Bangalore - 560 068.



CHILDREN'S EDUCATION SOCIETY (Regd.)

THE OXFORD DENTAL COLLEGE

(Recognized by the Govt. of Karnataka, Affiliated to Rajiv Gandhi University of Health Sciences,
Karnataka & Recognised by Dental Council of India, New Delhi)
Bommanahalli, Hosur Road, Bangalore - 560 068.
Ph: 080-61754680 Fax : 080 - 61754693E-mail:deandirectortodc@gmail.com
Website: www.theoxford.edu

28.	Immediate implant placement w.r.t 31,32,33 with the help of stem cells, PRE and GBR as graft materials	Dr. Harish Kumar A
29.	Right buccal space infection	Dr. Rama Krishna
30.	A case of dermoid cyst in the floor of the mouth	Dr. Harish Kumar A
31.	Implant placement with indirect sinus lift w.r.t 17 region	Dr. Harish babu

Handwritten signature

Handwritten signature
PRINCIPAL
The Oxford Dental College
Bommanahalli, Hosur Road,
Bangalore - 560 068.



CHILDREN'S EDUCATION SOCIETY (Regd.)

THE OXFORD DENTAL COLLEGE

(Recognized by the Govt. of Karnataka, Affiliated to Rajiv Gandhi University of Health Sciences,
Karnataka & recognised by Dental Council of India, New Delhi)

Bommanahalli, Hosur Road, Bangalore - 560 068.

Ph: 080-61754680 Fax : 080 - 61754693E-mail: deandirectortodc@gmail.com

Website: www.theoxford.edu

2017-18

Conservative Dentistry & Endodontics

List of Theory Topics (Done Using PPTs)		
1.	Working Length Determination	Dr. Srirekha
2.	Cleaning & Shaping of Radicular Space	Dr. Jaykumar
3.	Obturation	Dr. Srirekha
4.	Procedural Errors	Dr. Archana
5.	Endodontic Emergencies	Dr. Srinivas Panchajanya
6.	Endo-Perio Interrelationship	Dr. Ashwija
7.	Prosthodontic Considerations in Endodontically Treated Teeth	Dr. Jaykumar
8.	Regenerative Endodontics	Dr. Srinivas
9.	Smear Layer	Dr. Srinivas
10.	Operative Instrument	Dr. Champa
11.	Class II Cavity Preparation for Amalgam	Dr. Srirekha
12.	Endodontic Surgery	Dr. Lekha
13.	SVE	Dr. Srinivas
14.	Principles of Endodontics	Dr. Srirekha
15.	Intracanal Medicament	Dr. Vijay
List of Seminars (Done Using PPTs)		
16.	Root Resorption	Dr. Srirekha
17.	Anatomy of Apical Third	Dr. Lekha
18.	Obturation Materials and Techniques - Part II	Dr. Ashwija
19.	Endodontic Surgery - Part II	Dr. Srinivas Panchajanya
20.	Casting Defects	Dr. Srirekha
21.	Obturation Materials and Techniques - Part II	Dr. Ashwija
22.	Endodontic Surgery - Part II	Dr. Srinivas Panchajanya
23.	Casting Defects	Dr. Srirekha
24.	Tarnish and Corrosion	Dr. Srinivas Panchajanya
25.	Morphology of Root Canal Systems	Dr. Lekha
26.	Endodontic Microbiology	Dr. Srinivas Panchajanya
27.	Calcium HyDr. oxide	Dr. Srirekha
28.	Microbial Films in Endodontic Infections	Dr. Lekha
29.	Smear Layer	Dr. Lekha
30.	Dental Fluorides	Dr. Srirekha
31.	Finishing and Polishing	Dr. Lekha
32.	Reinforced Restorations	Dr. Srirekha
33.	Direct Filling Gold	Dr. Srirekha
34.	Finishing and Polishing	Dr. Lekha
35.	Rationale of Endodontic Therapy	Dr. Srirekha
36.	Diseases of The Periapex	Dr. Lekha
37.	Case Selection in Endodontics	Dr. Srirekha
38.	Endo-Perio Lesions	Dr. Lekha
39.	Aesthetic Inlays and Onlays	Dr. Srirekha

Professor & Head

Dept. of Conservative Dentistry & Endodontics
The Oxford Dental College, Bangalore

PRINCIPAL
The Oxford Dental College
Bommanahalli, Hosur Road,
Bangalore - 560 068.

44



CHILDREN'S EDUCATION SOCIETY (Regd.)

THE OXFORD DENTAL COLLEGE

(Recognized by the Govt. of Karnataka, Affiliated to Rajiv Gandhi University of Health Sciences,

Karnataka & Recognised by Dental Council of India, New Delhi)

Bommanahalli, Hosur Road, Bangalore – 560 068.

Ph: 080-61754680 Fax : 080 – 61754693E-mail:deandirectortodc@gmail.com

Website: www.theoxford.edu

40.	Smart Materials	Dr. Lekha
41.	Non- Surgical Endodontic Retreatment	Dr. Ashwija
42.	Regenerative Endodontics	Dr. Srirekha
43.	Radiology in Endodontics	Dr. Srirekha
List of JCS (Done using PPTs)		
44.	Electrochemical Dissolution of Fractured Nickel Titanium Instruments in Human Extracted Teeth.	Dr. Lekha
45.	Artifacts In MRI And CT Scan Caused by Dental Materials.	Dr. Srirekha
46.	Assessment of A Cavity to Optimize Ultrasound Efficiency to Remove Intra-Radicular Post.	Dr. Lekha
47.	Acoustic Neuroma Manifesting as Tooth Ache and Numbness.	Dr. Srirekha
48.	In-Vitro Evaluation of Fluoride Release from HyDr. oxy Apatite Reinforced GIC With or Without Protective Coating.	Dr. Srirekha
49.	Cystamine Enhances Biofilm Eradication Efficacy of Calcium HyDr. oxide.	Dr. Srirekha
50.	Evaluation of Different Fibres and Bio dentine As Alternates to Crown Coverage for Endodontically Treated Molars.	Dr. Lekha
51.	Comparison of Two Different Methods of Caries Detection.	Dr. Srirekha
52.	Treatment Outcome Following Direct Pulp Capping Using Bio Ceramic Materials in Mature Permanent Teeth with Carious Exposure.	Dr. Lekha
53.	Comparative Evaluation of Effect of Addition of Pachymic Acid to Root Canal Sealers; An In-Vitro Study.	Dr. Srirekha
54.	In-Situ Effect Of CPP-ACP Chewing Gums Upon Erosive Enamel Loss.	Dr. Srirekha
55.	Comparison of Surface Roughness and Microhardness of Resin-Infiltrated Enamel in Untreated Enamel; An In-Vitro Study.	Dr. Srirekha
56.	One Session Endodontic Treatment with Photodynamic Therapy.	Dr. Srirekha
57.	Comparison of Centering Ability of Different Path Finding Systems with Final Instrumentation Using Hyflex Cm Files.	Dr. Lekha
58.	Managing Amalgam Phase Down: An Evaluation of Mercury Vapour Levels in A Dental Centre in Lagos, Nigeria.	Dr. Lekha



CHILDREN'S EDUCATION SOCIETY (Regd.)

THE OXFORD DENTAL COLLEGE

(Recognized by the Govt. of Karnataka, Affiliated to Rajiv Gandhi University of Health Sciences,
Karnataka & Recognised by Dental Council of India, New Delhi)
Bommanahalli, Hosur Road, Bangalore - 560 068.
Ph: 080-61754680 Fax: 080 - 61754693 E-mail: deandirectortodc@gmail.com
Website: www.theoxford.edu

59.	Role of Dehy Dr. ation In Crack Formation Evaluated Using Micro-CT and High-Resolution Optical Microscope.	Dr. Sirekha
60.	Effect of Using Rc Prep During Instrumentation in The Development of Dentinal Defects.	Dr. Sirekha
Case Presentations (Done Using PPTs)		
61.	Direct composite restoration with putty index technique	Dr. Ashwija
62.	Smile design	Dr. Sirekha
E-Posters		
63.	A Randomized Clinical Evaluation of Incidence of Post-Operative Pain Following Single Visit Root Canal Treatment in Vital and Non-Vital Teeth Using Cold & Warm Obturation Techniques	Dr. Champa
64.	Can Led of Different Generation Make A Difference	Dr. Sirekha
65.	Evaluation of Transient Change in Pre-Operative and Post-Operative Blood Pressure in Diagnosed and Undiagnosed Patients.	Dr. Srinivas
Videos List		
66.	Resin Veneering and Diastema Closure	Dr. Sirekha
67.	Making the Patient Smile Confidently	Dr. Srinivas

Professor & Head
Dept. of Conservative Dentistry & Endodontics
The Oxford Dental College, Bangalore

PRINCIPAL
The Oxford Dental College
Bommanahalli, Hosur Road,
Bangalore - 560 068.



CHILDREN'S EDUCATION SOCIETY (Regd.)


THE OXFORD DENTAL COLLEGE

(Recognized by the Govt. of Karnataka, Affiliated to Rajiv Gandhi University of Health Sciences,
Karnataka & Recognised by Dental Council of India, New Delhi)
Bommanahalli, Hosur Road, Bangalore - 560 068.
Ph: 080-61754680 Fax : 080 - 61754693E-mail:deandirectortodc@gmail.com
Website: www.theoxford.edu

2017-18

Periodontics

List of Theory Topics (Done Using PPTs)		
1.	Development of Salivary Glands	Dr. A. R. Pradeep
2.	Saliva	Dr. Anirban Chatterjee
3.	Culture Media and Techniques	Dr. Savitha A N
4.	PDL	Dr. Gayathri Gundannavar
5.	Evidence Based Dentistry	Dr. Sushma Das
6.	Cell	Dr. Shobha K S
7.	Trigeminal Nerve- Maxillary and Mandibular Divisions	Dr. Praveen J
8.	CVS- Heart Sounds, Pulse, Blood Pressure and Dynamic Blood Flow	Dr. Amita Coutinho
9.	Vitamins and Minerals	Dr. Vinayak
List of Seminars (Done Using PPTs)		
10.	Ectomesenchymal Cells	Dr. A R Pradeep
11.	Models of Periodontal Pathogenesis	Dr. Anirban Chatterjee
12.	Development of Salivary Glands	Dr. Savitha A N
13.	Saliva	Dr. ayathri Gundannavar
14.	Culture Media and Techniques	Dr. Sushma Das
15.	PDL	Dr. Shobha K S
16.	Evidence Based Dentistry	Dr. Praveen J
17.	Cell	Dr. Amitacoutinho
18.	Trigeminal Nerve- Maxillary and Mandibular Divisions	Dr. Vinayak
List of JCs (Done Using PPTs)		
19.	Periodontal Effects Of 0.25% Sodium Hypochlorite Twice Weekly Oral Rinse	Dr. A. R. Pradeep
20.	Hyaluronic Acid as An Adjunct After SRP	Dr. Anirban Chatterjee
21.	Boric Acid Irrigation as An Adjunct to Mechanical Periodontal Therapy in Patients with Chronic Periodontitis	Dr. Savitha A N
22.	Role of Salivary Epithelial TLR 2 And δ In Modulating Innate Immune Response	Dr. Gayathri Gundannavar
23.	Characterization and Comparison of Nets in Gingival Samples of Periodontitis and Gingivitis	Dr. Sushma Das
24.	Topical Use of a Metronidazole Gel in The Treatment of Sites with Symptoms of Recurring Chronic Inflammation	Dr. Shobha K S
25.	Continuous Widening of The Band of Attached Gingiva From 23 To 65 Years of Age	Dr. Praveen J


Professor & Head

Dept. of Periodontics

The Oxford Dental College, Bangalore


PRINCIPAL
The Oxford Dental College
Bommanahalli, Hosur Road,
Bangalore - 560 068.




CHILDREN'S EDUCATION SOCIETY (Regd.)

THE OXFORD DENTAL COLLEGE

(Recognized by the Govt. of Karnataka, Affiliated to Rajiv Gandhi University of Health Sciences,
Karnataka & Recognised by Dental Council of India, New Delhi)
Bommanahalli, Hosur Road, Bangalore - 560 068.
Ph: 080-61754680 Fax : 080 - 61754693E-mail:deandirectortodc@gmail.com
Website: www.theoxford.edu

Case Presentations (Done Using PPTs)		
26.	Chronic Periodontitis	Dr. Vinayak
27.	Aggressive Periodontitis	Dr. Sonia S Shetty
28.	Granuloma	Dr. Faizuddin Imran
29.	Periodontal Abscess	Dr. A R Pradeep
30.	Furcation Involvement	Dr. Anirban Chatterjee
31.	Gingival Enlargement	Dr. Savitha A N
E-Posters		
32.	Chairside Biomarkers	Dr. Sushma Das
33.	Bad Dentistry	Dr. Shobha K S
Videos List		
34.	Dental Plaque	Dr. Amita Coutinho
35.	Brushing with Manual Toothbrush- Bass Technique	Dr. Vinayak

Professor & Head
Dept. of Periodontics
The Oxford Dental College, Bangalore


PRINCIPAL
The Oxford Dental College
Bommanahalli, Hosur Road,
Bangalore - 560 068.



CHILDREN'S EDUCATION SOCIETY (Regd.)

THE OXFORD DENTAL COLLEGE

(Recognized by the Govt. of Karnataka, Affiliated to Rajiv Gandhi University of Health Sciences,

Karnataka & Recognised by Dental Council of India, New Delhi)

Bommanahalli, Hosur Road, Bangalore - 560 068.

Ph: 080-61754680 Fax : 080 - 61754693E-mail:deandirectortodc@gmail.com

Website: www.theoxford.edu

2017-18

Prosthodontics

List of Theory Topics (Done Using PPTs)		
1.	Patient Examination and Treatment Planning	Dr. Malathi
2.	Dental Waxes	Dr. Soudamni
3.	Orientation Jaw Relation	Dr. Soudamni
4.	Vertical Jaw Relation	Dr. Sunitha
5.	Single Cd	Dr. Sunitha
6.	Investment	Dr. Padmaja
7.	Lab Steps in FPD	Dr. Padmaja
8.	Horizontal Jaw Relation	Dr. Malathi
9.	Colour Science	Dr. Padmaja
10.	Patient Examination, Treatment Planning and Diagnosis	Dr. Malathi
11.	Horizontal Jaw Relation	Dr. Malathi
12.	Laminate	Dr. Malathi
13.	Anterior Teeth Selection	Dr. Malathi
14.	Post Insertion Problems and Management in Complete Dentures	Dr. Malathi
15.	Base Metal Alloys Rests	Dr. Malathi
16.	Rests & Rest Seats	Dr. Malathi
17.	Abrasive & Polishing Agents	Dr. Malathi
18.	Introduction to PCP	Dr. Lakshmipathi-
19.	Full Coverage Crowns	Dr. Lakshmipathi
20.	Basic Principles and Applied Physics	Dr. Lakshmipathi
21.	Retention Stability & Support in Cd	Dr. Lakshmipathi
22.	Posterior Teeth Selection	Dr. Lakshmipathi
23.	Lab Steps-Mould Preparation to Finish	Dr. Lakshmipathi
24.	Overdenture.	Dr. Lakshmipathi
25.	Elastomeric Impression Material	Dr. Lakshmipathi
26.	Impressions in RPD-	Dr. Lakshmipathi
27.	Mandibular Landmarks	Dr. Padmaja
28.	Precious Metal Alloys-	Dr. Padmaja
29.	Resin Bonded Bridges	Dr. Padmaja
30.	Horizontal Jaw Relation	Dr. Padmaja
31.	Patient Examination, Diagnosis & Treatment Plan	Dr. Padmaja
32.	Color Science-	Dr. Padmaja
33.	Immediate-Dentures-	Dr. Padmaja
34.	Investments	Dr. Padmaja
35.	Lab Steps in RPD	Dr. Padmaja
36.	Principles of Tooth Preparation	Dr. Preethi
37.	Non-Elastic and Elastic Impression Materials	Dr. Preethi
38.	Pre-Prosthetic Surgery	Dr. Preethi
39.	Anterior Teeth Selection	Dr. Preethi
40.	Provisional Restorations	Dr. Preethi

Ch. H. Dya
Professor & Head

Dept. of Prosthodontics and Crown & Bridge
The Oxford Dental College, Bangalore

PRINCIPAL

49

The Oxford Dental College
Bommanahalli, Hosur Road,
Bangalore - 560 068.



CHILDREN'S EDUCATION SOCIETY (Regd.)

THE OXFORD DENTAL COLLEGE

(Recognized by the Govt. of Karnataka, Affiliated to Rajiv Gandhi University of Health Sciences,
Karnataka & Recognised by Dental Council of India, New Delhi)

Bommanahalli, Hosur Road, Bangalore - 560 068.

Ph: 080-61754680 Fax : 080 - 61754693E-mail:deandirectortodc@gmail.com

Website: www.theoxford.edu

41.	Relining Rebasings and Repair	Dr. Preethi
42.	Denture Base Resins	Dr. Preethi
43.	Diagnosis and Treatment Planning	Dr. Preethi
44.	Surveyors	Dr. Preethi
45.	Orientation Jaw Relation	Dr. Ravi Sinha
46.	Biocompatibility Tests	Dr. Ravi Sinha
47.	Connectors in FPD	Dr. Ravi Sinha
48.	Complete Denture Occlusion and Laws of Articulation	Dr. Ravi Sinha
49.	Relining and Rebasings	Dr. Ravi Sinha
50.	Physiology of Pain	Dr. Ravi Sinha
51.	Principles of Class 1 and Class 2 RPD	Dr. Ravi Sinha
52.	Case History	Dr. Soudamani
53.	Partial Coverage Restoration- Anterior and Posterior Teeth	Dr. Soudamani
54.	Dental Waxes	Dr. Soudamani
55.	Orientation Jaw Relation	Dr. Soudamani
56.	Teeth Arrangement	Dr. Soudamani
57.	Porcelain	Dr. Soudamani
58.	Gypsum	Dr. Soudamani
59.	Jaw Relations in RPD	Dr. Soudamani
60.	Concept and Technique of Denture Impression	Dr. Srilakshmi
61.	Recent Advances in Dental Materials	Dr. Srilakshmi
62.	Pontics	Dr. Srilakshmi
63.	Articulators	Dr. Srilakshmi
64.	Try In	Dr. Srilakshmi
65.	Luting Cement	Dr. Srilakshmi
66.	Major and Minor Connectors	Dr. Srilakshmi
67.	Cd Impression	Dr. Subash
68.	Vertical Jaw Relation	Dr. Subash
69.	Fluid Control and Tissue Management	Dr. Subash
70.	Posterior Teeth Selection	Dr. Subash
71.	Posterior Palatal Seal	Dr. Subash
72.	Casting Procedures	Dr. Subash
73.	Classification of Removable Partial Dentures	Dr. Subash
74.	Pri System	Dr. Subash
75.	Synthetic Resin Used in Prosthodontics	Dr. Subash
76.	Maxillary Anatomical Landmarks	Dr. Sunitha
77.	Denture Lining Materials and Denture Cleansers	Dr. Sunitha
78.	Restoration of Endodontically Treated Tooth	Dr. Sunitha
79.	Vertical Jaw Relation	Dr. Sunitha
80.	Complete Denture Occlusion and Laws of Articulations	Dr. Sunitha
81.	Single CD	Dr. Sunitha
82.	Failure in Fixed Partial Prosthesis	Dr. Sunitha



CHILDREN'S EDUCATION SOCIETY (Regd.)

THE OXFORD DENTAL COLLEGE

(Recognized by the Govt. of Karnataka, Affiliated to Rajiv Gandhi University of Health Sciences,
Karnataka & Recognised by Dental Council of India, New Delhi)
Bommanahalli, Hosur Road, Bangalore - 560 068.

Ph: 080-61754680 Fax : 080 - 61754693E-mail: deandirectortodc@gmail.com

Website: www.theoxford.edu

83.	Direct and Indirect Retainers	Dr. Sunitha
84.	Implant Materials	Dr. Sunitha
85.	Fundamentals of Occlusion	Dr. Suresh
86.	Posterior Palatal Seal	Dr. Suresh
87.	Articulators	Dr. Suresh
88.	Implant Materials and Technologies'	Dr. Suresh
89.	Denture Insertion and Patient Education	Dr. Suresh
90.	Theories of Denture Making	Dr. Suresh
91.	Dental Ceramics	Dr. Suresh
92.	Designing Class 3 And Class 4 Dentures	Dr. Suresh
93.	Preparation of Mouth for RPD	Dr. Suresh
List of Seminars (Done Using PPTs)		
94.	Physiology of Pain	Dr. Malathi Dayalan
95.	Orofacial Musculature	Dr. Subhash
96.	TMJ	Dr. Suresh
97.	Ceramics	Dr. Preethi
98.	Dental Waxes	Dr. Lakshmipathi
99.	Base Metal Alloys	Dr. Saudamini
100.	Casting Defects	Dr. Sunitha
101.	Failures in FPD	Dr. Malathi Dayalan
102.	Colour Science	Dr. Subhash
List of JCs (Done Using PPTs)		
103.	A Comparison of Two Digital Techniques for The Fabrication of Complete Removable Dental Prosthesis: A Pilot Clinical Study	Dr. Malathi Dayalan
104.	Abutment Material Effect on Peri-Implant Soft Tissue Color And Perceived Esthetics	Dr. Subhash
105.	Accuracy of Intraoral Digital Impressions Using An Artificial Landmark	Dr. Suresh
106.	Comparative Evaluation of a Four-Implant-Supported Polyetherketoneketone Framework Prosthesis: A Three-Dimensional Finite Element Analysis Based on Cone Beam Computed Tomography and Computer-Aided Design	Dr. Preethi
107.	Effects of Different Numbers of Mini-Dental Implants on Alveolar Ridge Strain Distribution Under Mandibular Implant-Retained Overdentures	Dr. Lakshmipathi
108.	Evaluation of Intra Root Canal Er, Cr: Ysgg Laser Irradiation On Prosthetic Post Adherence	Dr. Saudamini
109.	Implant-Guided Supracrestal Alveolar Bone Growth Using Scaffolds, Bmp-2, And Novel Scaffold-Retaining Device	Dr. Sunitha



CHILDREN'S EDUCATION SOCIETY (Regd.)

THE OXFORD DENTAL COLLEGE

(Recognized by the Govt. of Karnataka, Affiliated to Rajiv Gandhi University of Health Sciences,
Karnataka & Recognised by Dental Council of India, New Delhi)
Bommanahalli, Hosur Road, Bangalore - 560 068.
Ph: 080-61754680 Fax : 080 - 61754693E-mail:deandirectortodc@gmail.com
Website: www.theoxford.edu

110.	Mandibular Denture Base Deformation with Locator and Ball Attachments of Implant-Retained Overdentures	Dr. Malathi Dayalan
Case Presentations (Done Using PPTs)		
111.	Rehabilitation of Mandible with Four Implant Supported Overdenture with Bar and Clip Attachment	Dr. Malathi Dayalan
E-Posters		
112.	Peri-Implantitis	Dr. Lakshmi pathi

Malathi Dayalan
Professor & Head
Dept. of Prosthodontics and Crown & Bridge
The Oxford Dental College, Bangalore

[Signature]
PRINCIPAL
The Oxford Dental College
Bommanahalli, Hosur Road
Bangalore - 560 068



CHILDREN'S EDUCATION SOCIETY (Regd.)

THE OXFORD DENTAL COLLEGE

(Recognized by the Govt. of Karnataka, Affiliated to Rajiv Gandhi University of Health Sciences,
Karnataka & recognised by Dental Council of India, New Delhi)
Bommanahalli, Hosur Road, Bangalore - 560 068.
Ph: 080-61754680 Fax : 080 - 61754693E-mail:deandirectortodc@gmail.com
Website: www.theoxford.edu

2017-18

Orthodontics & Dentofacial Orthopaedics

Sl. No	Topics (3 rd Year Bds)	Staff Incharge
1.	Study Models and Model Analysis	Dr. Kenneth F H Tan
2.	Cephalometrics	Dr. Irfanulla Khan
3.	Skeletal Maturity Indicators	Dr. Khadeer Riyaz
4.	Epidemiology of Malocclusion	Dr. Vivek
5.	Introduction to Habits	Dr. Harita
6.	Thumb-Sucking Habit	Dr. Raghunandan C
7.	Tongue-Thrust Habit	Dr. Raghunandan C
8.	Mouth- Breathing & Other Minor Habits	Dr. Harita
9.	Etiology Of Malocclusion	Dr. Vivek
10.	Classification of Malocclusion	Dr. Vivek
11.	Diagnosis	Dr. Kenneth F H Tan
12.	Etiology Of Malocclusion	Dr. Sameena B M
13.	Midline Diastema	Dr. Sameena B M
14.	Hand Wrist Radiography	Dr. Harita
15.	Study Models	Dr. Harita
16.	Cephalometrics	Dr. Harita
Topics (4th Year BDS)		
17.	Mechanics of Tooth Movement	Dr. Khadeer Riyaz
18.	Biology of Tooth Movement	Dr. Khadeer Riyaz
19.	Age Factor in Orthodontics	Dr. Vivek
20.	Computers in Orthodontics	Dr. Vivek
21.	Theories of Tooth Movement	Dr. Kenneth F H Tan
22.	Anchorage	Dr. Kenneth F H Tan
23.	Orthodontic Appliances General Concepts	Dr. Raghunandan C
24.	Corrective Orthodontics	Dr. Irfanulla Khan
25.	Removable Appliances	Dr. Khalid
26.	Fixed Appliances	Dr. Sameena B M
27.	Orthopaedic Appliances	Dr. Sameena B M
28.	Principles of Presurgical Orthodontics	Dr. ShenDr. e Shrikant
29.	Management of Deepbite, Crossbite, Openbite	Dr. Sameena B M
30.	Management of Deep Bite/ Open Bite/ Class Ii/ Classiii	Dr. Kenneth F H Tan
31.	Brief History of Functunonal Appliances (Muscle Exercises)	Dr. Kenneth F H Tan
32.	Bite Plates	Dr. Kenneth F H Tan
33.	Oral Screen	Dr. Kenneth F H Tan
34.	Lip Bumper	Dr. Kenneth F H Tan
35.	Activator/ Frankel Regulator	Dr. Vani J
36.	Frankel Regulator and It's Mechanism	Dr. Vani J
37.	Bionator	Dr. Raghunandan C
38.	Retainers	Dr. ShenDr. e Shrikant

for S. Shunke Professor & Head

Dept. of Orthodontics

The Oxford Dental College, Bangalore

PRINCIPAL

The Oxford Dental College
Bommanahalli, Hosur Road,
Bangalore - 560 068.



CHILDREN'S EDUCATION SOCIETY (Regd.)

THE OXFORD DENTAL COLLEGE

(Recognized by the Govt. of Karnataka, Affiliated to Rajiv Gandhi University of Health Sciences,
Karnataka & Recognised by Dental Council of India, New Delhi)
Bommanahalli, Hosur Road, Bangalore - 560 068.

Ph: 080-61754680 Fax : 080 - 61754693E-mail:deandirectortodc@gmail.com

Website: www.theoxford.edu

39.	Genetics in Orthodontics	Dr. Vivek
40.	Habits	Dr. ShenDr. e Shrikant
41.	Hand Wrist Radiography	Dr. Raghunandan C
42.	Cephalometrics	Dr. Khadeer
43.	Computers in Orthodontics	Dr. Vani J
44.	Adult Orthodontics	Dr. Sameena B M
45.	Arch Expansion	Dr. Irfanulla Khan
	List of Seminars (Done Using PPTs)	
46.	Biostatistics	Dr. Chandini
47.	Photography	Dr. Harshini
48.	Indices in orthodontics	Dr. Nikhath
49.	Dr. ugs in orthodontics	Dr. Rohit
50.	Role of hormones in orthodontics	Dr. Salim
51.	Arnett Analysis - Part 1	Dr. Chandini
52.	Arnett Analysis - Part 2	Dr. Chandini
53.	Roth vs MBT	Dr. Harshini
54.	Alexander discipline	Dr. Nikhath
55.	Obstructive sleep apnea	Dr. Rohit
56.	Tip edge	Dr. Salim
57.	Twin Block	Dr. Chandini
58.	Tweed Merrifield Philosophy	Dr. Harshini
59.	Frankel appliance	Dr. Nikhath
60.	Activator - Part 1	Dr. Rohit
61.	Activator - Part 2	Dr. Rohit
62.	Hybrid functional appliances	Dr. Salim
63.	Fixed functional appliances - Part 1	Dr. Chandini
64.	Fixed functional appliances - Part 2	Dr. Chandini
65.	Bionator	Dr. Harshini
66.	Friction mechanics - Part 1	Dr. Nikhath
67.	Friction mechanics - Part 2	Dr. Nikhath
68.	Frictionless mechanics - Part 1	Dr. Rohit
69.	Frictionless mechanics - Part 2	Dr. Rohit
70.	Butterfly bracket system	Dr. Salim
71.	Clear aligners	Dr. Chandini
72.	Invisalign	Dr. Harshini
73.	Molar uprighting	Dr. Nikhath
74.	Functional jaw orthopedics	Dr. Rohit
75.	Intrusion Mechanics	Dr. Salim
76.	Lingual Orthodontics - Part 1	Dr. Chandini
77.	Lingual Orthodontics - Part 2	Dr. Chandini
78.	Lingual Orthodontics - Part 3	Dr. Chandini
79.	TADs	Dr. Harshini
80.	Management of impacted teeth	Dr. Nikhath
81.	Orthognathic surgeries - Part 1	Dr. Rohit
82.	Orthognathic surgeries - Part 2	Dr. Rohit



CHILDREN'S EDUCATION SOCIETY (Regd.)

THE OXFORD DENTAL COLLEGE

(Recognized by the Govt. of Karnataka, Affiliated to Rajiv Gandhi University of Health Sciences,

Karnataka & Recognised by Dental Council of India, New Delhi)

Bommanahalli, Hosur Road, Bangalore - 560 068.

Ph: 080-61754680 Fax : 080 - 61754693E-mail:deandirectortodc@gmail.com

Website: www.theoxford.edu

83.	Orthognathic surgeries – Part 3	Dr. Rohit
84.	Evolution of orthodontic appliances 1	Dr. Salim
85.	Evolution of orthodontic appliances 2	Dr. Salim
86.	Endo, Perio, Ortho relationship	Dr. Harshini
87.	Airway in orthodontics	Dr. Nikhath
88.	Medical emergencies in orthodontics	Dr. Salim
89.	Finishing & detailing	Dr. Harshini
90.	Practice management	Dr. Nikhath
91.	Adult orthodontics – Part 1	Dr. Salim
92.	Adult orthodontics – Part 2	Dr. Salim
93.	Self-ligation in orthodontics	Dr. Harshini
94.	Controversies in orthodontics	Dr. Nikhath
95.	Begg's Philosophy & Techniques	Dr. Chandini
96.	Legacy of Begg	Dr. Harshini
97.	Begg's Stage I & II	Dr. Nikhath
98.	Begg's Stage III	Dr. Rohit
99.	Modified Begg's Technique	Dr. Salim
100.	Basic Edgewise Appliance	Dr. Chandini
101.	Anchorage control in PEA	Dr. Harshini
102.	Levelling & Alignment in EWA	Dr. Nikhath
103.	Refined Begg's technique	Dr. Rohit
104.	Torque in PEA	Dr. Salim
105.	Common Sense Mechanisms	Dr. Harshini
List of Jcs (Done Using PPTs)		
106.	The Effectiveness of Laceback Ligatures: A Randomized Controlled Clinical Trial	Dr. Chandini
107.	White Lesions After Orthodontic Treatment: Does Low Flouride Make A Difference?	Dr. Chandini
108.	Controlled slicing in the management of congenitally missing second premolars	Dr. Chandini
109.	Ethnic differences in upper lip response to incisor retraction	Dr. Chandini
110.	Determining the Centre of Resistance of Maxillary Anterior Teeth Subjected to Retraction Forces in Sliding Mechanics (AO Vol 77, No.6,2007)	Dr. Chandini
111.	Clinical Evaluation of A Low-Friction Attachment Device During Canine Retraction	Dr. Chandini
112.	Duration and anchorage management of canine retraction with bodily versus tipping mechanics	Dr. Chandini
113.	Surface Anatomy of the Lip Elevator Muscles for the Treatment of Gummy Smile Using Botulinum Toxin	Dr. Chandini



CHILDREN'S EDUCATION SOCIETY (Regd.)

THE OXFORD DENTAL COLLEGE

(Recognized by the Govt. of Karnataka, Affiliated to Rajiv Gandhi University of Health Sciences,
Karnataka & Recognised by Dental Council of India, New Delhi)
Bommanahalli, Hosur Road, Bangalore - 560 068.
Ph: 080-61754680 Fax : 080 - 61754693E-mail: deandirectortodc@gmail.com
Website: www.theoxford.edu

114.	Safe Zones": A guide for miniscrew positioning in the maxillary & mandibular arch	Dr. Chandini
115.	Which Way Forward? Fixed or Removable Lower Retainers	Dr. Chandini
116.	The use of occlusal indices: A European perspective.	Dr. Chandini
117.	Which orthodontic archwire sequence? A randomized clinical trial	Dr. Chandini
118.	Comparison of Maxillary and Mandibular Growth	Dr. Harshini
119.	Mandibular Asymmetry in Adult Patients with Unilateral Degenerative Joint Disease	Dr. Harshini
120.	The Effect of Pulsed Electromagnetic Field and Unloading of The Condyle on The "Effective Mandibular Length "In Young Adult Guinea Pigs - A Cephalometric Study.	Dr. Harshini
121.	Space Closure in Patients with Missing Mandibular Incisors	Dr. Harshini
122.	Intraoral Maxillary Molar Distalisation Movement before and after Eruption of Second Molars	Dr. Harshini
123.	A new craniofacial diagnostic technique: the Sydney diagnostic system	Dr. Harshini
124.	Adjustable Traction Hooks for Anterior Torque Control with Miniscrew Anchorage	Dr. Harshini
125.	The validity of maxillary expansion indices	Dr. Harshini
126.	Effectiveness of Laceback Ligatures on Maxillary Canine Retraction Melih Y Sueri, Tamer Turk	Dr. Harshini
127.	Lower Incisor Retraction with A Modified Corticotomy	Dr. Harshini
128.	Little's irregularity index: Photographic assessment vs study model assessment	Dr. Rohit
129.	Improved clinical use of Twin-block and Herbst as a result of radiating viscoelastic tissue forces on the condyle and fossa in treatment and long-term retention: Growth relativity	Dr. Rohit
130.	Treatment of open bite with microscrew implant anchorage	Dr. Rohit
131.	Effects of acid etching and calcium chloride immersion on removal torque and bone-cutting ability of orthodontic mini-implants	Dr. Rohit



CHILDREN'S EDUCATION SOCIETY (Regd.)

THE OXFORD DENTAL COLLEGE

(Recognized by the Govt. of Karnataka, Affiliated to Rajiv Gandhi University of Health Sciences,
Karnataka & Recognised by Dental Council of India, New Delhi)
Bommanahalli, Hosur Road, Bangalore - 560 068.
Ph: 080-61754680 Fax : 080 - 61754693E-mail: deandirectortodc@gmail.com
Website: www.theoxford.edu

132.	Does proclination of maxillary incisors really affect the sagittal position of point A?	Dr. Rohit
133.	Effect of Orthodontic Treatment With 4 Premolar Extractions Compared with Non-extraction Treatment on The Vertical Dimension of The Face: A Systematic Review	Dr. Rohit
134.	Deep bite: Treatment options and challenges	Dr. Rohit
135.	Risk factors associated with open gingival embrasures after orthodontic treatment	Dr. Rohit
136.	Skeletal, soft tissue, and airway changes following the alternate maxillary expansions and constrictions protocol	Dr. Rohit
137.	Torque resistance of different stainless steel wires commonly used for fixed retainers in orthodontic	Dr. Rohit
138.	Effect of posterior space discrepancy and third molar angulation on anterior overbite	Dr. Rohit
139.	A Comparison of The Effects of Rectangular and Round Arch Wires in Leveling The Curve of Spee	Dr. Salim
140.	Angle Classification Revisited 1: Is Current Use Reliable?	Dr. Salim
141.	Atorvastatin Induced Osteoclast Inhibition Reduces Orthodontic Relapse	Dr. Salim
142.	Canine Substitution of Congenitally Missing Maxillary Lateral Incisors in Class I And Class III Malocclusions by Using Skelètal Anchorage	Dr. Salim
143.	Retrospective Evaluation of Treatment Time and Efficiency of a Predictable Cantilever System for Orthodontic Extrusion of Impacted Maxillary Canines	Dr. Salim
144.	Clinical Use of Miniscrew Implants as Orthodontic Anchorage: Success Rates and Postoperative Discomfort	Dr. Salim
145.	Effectiveness of incremental vs maximum bite advancement during Herbst appliance therapy in late adolescent and young adult patients	Dr. Salim
146.	Treatment stability after total maxillary arch distalization with modified C-palatal plates in adults	Dr. Salim



CHILDREN'S EDUCATION SOCIETY (Regd.)

THE OXFORD DENTAL COLLEGE

(Recognized by the Govt. of Karnataka, Affiliated to Rajiv Gandhi University of Health Sciences,
Karnataka & Recognised by Dental Council of India, New Delhi)
Bommanahalli, Hosur Road, Bangalore - 560 068.

Ph: 080-61754680 Fax : 080 - 61754693E-mail: deandirectortodc@gmail.com

Website: www.theoxford.edu

147.	Safe zones for mini screws in maxillary dentition distalization assessed with cone beam computed tomography	Dr. Salim
148.	A new approach of assessing sagittal discrepancies: The Beta angle	Dr. Salim
149.	The development of an index of orthodontic treatment priority.	Dr. Salim
150.	Do total or partial etching procedures effect the rate of white spot lesion formation? A single-center, randomized, controlled clinical trial	Dr. Salim
151.	Gingival thicknesses of maxillary and mandibular anterior regions in subjects with different craniofacial morphologies.	Dr. Nikhat
152.	Panoramic radiographs: A tool for investigating skeletal pattern OkanAkcam, DDS, PhD, TuncAltiok, DDS, PhD, and Erhan Ozdiler, DDS, PhD ^b	Dr. Nikhat
153.	Salivary alkaline phosphatase activity and chronological age as indicators for skeletal maturity	Dr. Nikhat
154.	The role of mandibular stabilization in orthognathic surgery	Dr. Nikhat
155.	Torque efficiency of different archwires in 0.018- and 0.022-inch conventional brackets	Dr. Nikhat
156.	Postretention evaluation of stability and relapse — Mandibular arches with generalized spacing p-1	Dr. Nikhat
157.	Postretention evaluation of stability and relapse — Mandibular arches with generalized spacingp-2	Dr. Nikhat
158.	A new approach of Assessing sagittal discrepancies: the beta angle	Dr. Nikhat
159.	The load deflection characteristics of thermally activated orthodontic archwires	Dr. Nikhat
160.	Torque efficiency of different archwires in 0.018- and 0.022-inch conventional brackets	Dr. Nikhat
	Case Presentations (Done Using PPTs)	
161.	Class II division 1 malocclusion	Dr. Chandini
162.	Class I malocclusion with generalized spacing	Dr. Harishini
163.	Class I malocclusion with impacted canines	Dr. Nikhat



CHILDREN'S EDUCATION SOCIETY (Regd.)

THE OXFORD DENTAL COLLEGE

(Recognized by the Govt. of Karnataka, Affiliated to Rajiv Gandhi University of Health Sciences,
Karnataka & Recognised by Dental Council of India, New Delhi)
Bommanahalli, Hosur Road, Bangalore - 560 068.
Ph: 080-61754680 Fax : 080 - 61754693E-mail:deandirectortodc@gmail.com
Website: www.theoxford.edu

164.	Class III malocclusion	Dr. Rohit
165.	Class I malocclusion with deepbite	Dr. Saleem
166.	Class I malocclusion with midline diastema	Dr. Chandini
167.	Class I malocclusion with bimaxillary protrusion	Dr. Harishini
168.	Class II division 2 malocclusion	Dr. Nikhath
169.	Class II division 1 Subdivision maloc	Dr. Rohit
170.	Class I with crowding	Dr. Saleem
171.	Class I malocclusion with bimaxillary proclination	Dr. Chandini
172.	Class III with open bite malocclusion	Dr. Rohit
173.	Class II division 1 malocclusion	Dr. Saleem
174.	Class I malocclusion with deepbite	Dr. Chandini
175.	Class II division 1 malocclusion with deepbite	Dr. Harishini
176.	Class I malocclusion with generalized spacing	Dr. Nikhath
177.	Class II division 1 malocclusion with generalized spacing	Dr. Rohit
178.	Class II division 2 malocclusion	Dr. Saleem
179.	Class I malocclusion with bimaxillary proclination	Dr. Chandini
180.	Class I malocclusion with generalized spacing	Dr. Harishini
181.	Class III malocclusion with open bite	Dr. Nikhath
182.	Class I malocclusion with crowding	Dr. Rohit
183.	Class II division 1 subdivision malocclusion	Dr. Saleem
184.	Class I malocclusion with generalized spacing	Dr. Chandini
185.	Class II division 1 malocclusion	Dr. Harishini
186.	Class I malocclusion with generalized spacing	Dr. Nikhath
187.	Class I malocclusion with impacted canines	Dr. Rohit
188.	Class III malocclusion	Dr. Saleem
189.	Class I malocclusion with deepbite	Dr. Chandini
190.	Class I malocclusion with midline diastema	Dr. Harishini
191.	Class I malocclusion with bimaxillary protrusion	Dr. Nikhath
192.	Class II division 2 malocclusion	Dr. Rohit
193.	Class II division 1 Subdivision malocclusion	Dr. Saleem
194.	Class I with crowding	Dr. Chandini
195.	Class I malocclusion with bimaxillary proclination	Dr. Rohit
196.	Class III with open bite malocclusion	Dr. Saleem
197.	Class II division 1 malocclusion	Dr. Chandini



CHILDREN'S EDUCATION SOCIETY (Regd.)

THE OXFORD DENTAL COLLEGE

(Recognized by the Govt. of Karnataka, Affiliated to Rajiv Gandhi University of Health Sciences,
Karnataka & Recognised by Dental Council of India, New Delhi)
Bommanahalli, Hosur Road, Bangalore - 560 068.

Ph: 080-61754680 Fax : 080 - 61754693E-mail:deandirectortodc@gmail.com

Website: www.theoxford.edu

198.	Class I malocclusion with deepbite	Dr. Harishini
199.	Class II division 1 malocclusion with deepbite	Dr. Nikhath
200.	Class I malocclusion with generalized spacing	Dr. Rohit
201.	Class II division 1 malocclusion with generalized spacing	Dr. Saleem
202.	Class II division 2 malocclusion	Dr. Chandini
203.	Class I malocclusion with bimaxillary proclination	Dr. Harishini
204.	Class I malocclusion with generalized spacing	Dr. Nikhath
205.	Class III malocclusion	Dr. Rohit
206.	Class I malocclusion with deepbite	Dr. Saleem
207.	Class I malocclusion with midline diastema	Dr. Chandini
208.	Class I malocclusion with bimaxillary protrusion	Dr. Harishini

fms. shankar
Professor & Head
Dept. of Orthodontics
The Oxford Dental College, Bangalore

[Signature]
PRINCIPAL
The Oxford Dental College
Bommanahalli, Hosur Road,
Bangalore - 560 068.



CHILDREN'S EDUCATION SOCIETY (Regd.)

THE OXFORD DENTAL COLLEGE

(Recognized by the Govt. of Karnataka, Affiliated to Rajiv Gandhi University of Health Sciences,
Karnataka & Recognised by Dental Council of India, New Delhi)
Bommanahalli, Hosur Road, Bangalore - 560 068.
Ph: 080-61754680 Fax : 080 - 61754693E-mail:deandirectortodc@gmail.com
Website: www.theoxford.edu

2017-18

Paediatric and Preventive Dentistry

List of Theory Topics (Done Using PPTs)		
1.	Introduction to pedodontics	Dr. Akhilesh Sharma
2.	Operative dentistry	Dr. Priya
3.	Dental caries	Dr. Sneharaj
4.	Fluorides	Dr. Revathy
5.	Behavior management in childDr. en	Dr. Arshiya Shakir
6.	Interceptive orthodontics	Dr. Akhilesh Sharma
7.	Oral habits	Dr. Revathy
8.	Special care dentistry	Dr. Swati Manohar
9.	Traumatology	Dr. Priya
10.	Child psychology	Dr. Arshiya Shakir
11.	Gingival and periodontal diseases	Dr. Revathy
List of Seminars (Done Using PPTs)		
12.	Fluoride toxicity and defluoridation techniques	Dr. Akhilesh Sharma
13.	Isolation techniques	Dr. Priya
14.	Restorative materials	Dr. Sneharaj
15.	Management of complicated crown fracture	Dr. Revathy
16.	Prevention of dental injuries	Dr. Arshiya Shakir
17.	Cephalometrics- basic and tracing	Dr. Akhilesh Sharma
18.	Child psychology- definition, importance, sigmund freud theory, eric erickson theory	Dr. Revathy
19.	General epidemiology	Dr. Swati Manohar
20.	Infant oral health care	Dr. Priya
21.	General anesthesia	Dr. Arshiya Shakir
List of JCS (Done using PPTs)		
22.	Effectiveness of plaque removal with an experimental chewable brush in childDr. en between age 9 and 13 years. Joshi av, dixit ub. European archives of pediatric dentistry	Dr. Akhilesh Sharma
23.	Efficacy of external cold and a vibrating device in reducing discomfort of dental injections in childDr. en. A split mouth randomized crossover study. alanazi kj, pani sc, alghanim n. European archives of pediatric dentistry.	Dr. Priya
24.	Changes in occlusal bite force following placement of preformed metal crowns on primary molars in 4-6 years old childDr. en: a 6 month follow up pilot study. Owais ai, al-battah ah, alhaija es. European archives of pediatric dentistry.	Dr. Sneharaj
25.	Effectiveness of different oral health education intervention in visually impaired school childDr. en. Tiwari bs et al. Spec care dentist.	Dr. Revathy

Professor & HOD

Dept. of Pedodontics & Preventive Dentistry
The Oxford Dental College & Bridge
Dept. of Prosthodontics and Oral
The Oxford Dental College, Bangalore
Bommanahalli, Bangalore - 560 068

PK
The Oxford Dental College
Bommanahalli, Hosur Road,
Bangalore - 560 068.



CHILDREN'S EDUCATION SOCIETY (Regd.)

THE OXFORD DENTAL COLLEGE

(Recognized by the Govt. of Karnataka, Affiliated to Rajiv Gandhi University of Health Sciences,
Karnataka & Recognised by Dental Council of India, New Delhi)
Bommanahalli, Hosur Road, Bangalore - 560 068.
Ph: 080-61754680 Fax : 080 - 61754693E-mail:deandirectortodc@gmail.com
Website: www.theoxford.edu

26.	Orthodontic treatment needs in childr. en with high caries index for preventive and interceptive orthodontic needs (ipion). Rapeepattana a et al. European archive of pediatric dentistry.	Dr. Arshiya Shakir
27.	The dental management of childr. en with congenital heart disease following the publication of pediatric congenital heart disease standards and specifications. Hughes s et al. British dental journal.	Dr. Akhilesh Sharma
28.	Tooth brushing training programme using an ipad for childr. en and adolescents with autism. Cazaux et al. Special care dentistry.	Dr. Revathy
29.	Parental acceptance of advanced behavior management technique in normal treatment and emergency situation in pediatric dentistry. Alzoubi et al. European archives of pediatric dentistry	Dr. Swati Manohar
30.	Long term clinical performance of heat cured high viscosity glass ionomer class ii restoration versus resin-based composites in primary molars a randomized comparison trial. Kupietzy et al. European archives of pediatric dentistry.	Dr. Priya
31.	Carers' and pediatric dentists' perception of childr. en's pain during restorative treatment. Brilhante vom et al. European archives of pediatric dentistry.	Dr. Arshiya Shakir
32.	Puteri mm, ruslan fkDr., wibowo tb. Oral health behavior and its association with the caries index in visually impaired childr. en. Special care dentistry. 2019	Dr. Revathy
33.	Zen i et al. Maxillary arch dimensions in the first 6 months of life and their relationship with pacifier use. European archives of pediatric dentistry. 2019	Dr. Swati Manohar
34.	Lyne a, johnson j, baldwin d. Reaction times of childr. en having nitrous oxide inhalation sedation for dental procedures. European archives of paediatric dentistry. 2020 feb;21(1):25-30.	Dr. Priya
35.	Shetty rm, hanumanta s. Rms-mp3 classification: a newly proposed digital mp3 classification in assessing skeletal maturity. Int j clin pediatr dent 2019;12(4):255-260	Dr. Arshiya Shakir
36.	Elelmi y. Et al. Black stain and dental caries in primary teeth of tunisian preschool childr. en. Euro arch paediatr dent. 2020:1-6.	Dr. Priya



CHILDREN'S EDUCATION SOCIETY (Regd.)

THE OXFORD DENTAL COLLEGE

(Recognized by the Govt. of Karnataka, Affiliated to Rajiv Gandhi University of Health Sciences,
Karnataka & Recognised by Dental Council of India, New Delhi)
Bommanahalli, Hosur Road, Bangalore - 560 068.
Ph: 080-61754680 Fax : 080 - 61754693E-mail:deandirectortodc@gmail.com
Website: www.theoxford.edu

Case Presentations (Done Using PPTs)		
37.	Management of bilateral premature loss of mandibular primary molar	Dr. Revathy
38.	Management of primary molars with multi surface carious lesion	Dr. Swati Manohar
39.	Management of deep dentinal caries in primary molar associated with pathological root resorption in a 6-year-old patient.	Dr. Priya
40.	Space maintenance for premature loss of bilateral primary molars	Dr. Arshiya Shakir
E-Posters		
41.	Ugly duckling stage	Dr. Arshiya Shakir
42.	Oral hygiene aids in childr. en	Dr. Swati Manohar
Videos List		
43.	Placement of strip crowns	Dr. Arshiya Shakir
44.	Placement of SSC	Dr. Swati Manohar

Prof. Dr. M. M. M. M.
Dept. of Pedodontics & Preventive Dentistry
The Oxford Dental College
Bommanahalli Bangalore - 560 068

PRINCIPAL
The Oxford Dental College
Bommanahalli, Hosur Road,
Bangalore - 560 068.



CHILDREN'S EDUCATION SOCIETY (Regd.)

THE OXFORD DENTAL COLLEGE

(Recognized by the Govt. of Karnataka, Affiliated to Rajiv Gandhi University of Health Sciences,
Karnataka & Recognised by Dental Council of India, New Delhi)
Bommanahalli, Hosur Road, Bangalore - 560 068.
Ph: 080-61754680 Fax : 080 - 61754693E-mail:deandirectortodc@gmail.com
Website: www.theoxford.edu

2017-18


Oral Pathology

1.	Development of Face and Oral Cavity	Dr. Sadhana
2.	Tooth Development	Dr. Saleha
3.	Enamel	Dr. Jyothi
4.	Dentin	Dr. Shruti
5.	Pulp	Dr. Saleha
6.	Cementum	Dr. Saleha
7.	Periodontal Ligament	Dr. Komali
8.	Bone	Dr. Komali
9.	Oral Mucous Membrane	Dr. Leeky
10.	Salivary Glands	Dr. Leeky
11.	Tooth Eruption	Dr. Saleha
12.	Shedding of Deciduous Teeth	Dr. Saleha
13.	Histochemistry Of Oral Tissues	Dr. Sadhana
14.	Maxillary Sinus	Dr. Saleha
15.	Temporo-Mandibular Joint	Dr. Leeky
16.	Theories of Mineralisation	Dr. Shruti
17.	Landmarks	Dr. Shruti
18.	Tooth Numbering Systems	Dr. Leeky
19.	Differences Between Permanent and Deciduous Teeth	Dr. Saleha
20.	Permanent Maxillary Central Incisor	Dr. Sadhana
21.	Permanent Maxillary Lateral Incisor	Dr. Shruti
22.	Permanent Maxillary Canine	Dr. Saleha
23.	Maxillary First Premolar	Dr. Leeky
24.	Maxillary Second Premolar	Dr. Leeky
25.	Permanent Maxillary First Molar	Dr. Saleha
26.	Permanent Maxillary Second Molar	Dr. Shruti
27.	Permanent Maxillary Third Molar	Dr. Shruti
28.	Permanent Mandibular Central Incisor	Dr. Leeky
29.	Permanent Mandibular Lateral Incisor	Dr. Shruti
30.	Permanent Mandibular Canine	Dr. Saleha
31.	Mandibular First Premolar	Dr. Shruti
32.	Mandibular Second Premolar	Dr. Saleha
33.	Permanent Mandibular First Molar	Dr. Komali
34.	Permanent Mandibular Second Molar	Dr. Saleha
35.	Permanent Mandibular Third Molar	Dr. Saleha
36.	Developmental Disturbances of Oral and Paraoral Structures	Dr. Leeky
37.	Benign Epithelial tumours Of the Oral Cavity	Dr. Leeky
38.	Opms	Dr. Sadhana
39.	Malignant Epithelial Tumours of The Oral Cavity	Dr. Saleha
40.	Benign Connective Tissue Tumours of The Oral Cavity	Dr. Saleha
41.	Malignant Connective Tissue Tumours of The Oral Cavity	Dr. Saleha


Prof. & HOD

Dept. of Oral & Maxillofacial
Pathology & Microbiology

The Oxford Dental College, Bangalore


64
PRINCIPAL
The Oxford Dental College
Bommanahalli, Hosur Road,
Bangalore - 560 068.



CHILDREN'S EDUCATION SOCIETY (Regd.)

THE OXFORD DENTAL COLLEGE

(Recognized by the Govt. of Karnataka, Affiliated to Rajiv Gandhi University of Health Sciences,
Karnataka & Recognised by Dental Council of India, New Delhi)

Bommanahalli, Hosur Road, Bangalore - 560 068.

Ph: 080-61754680 Fax : 080 - 61754693E-mail:deandirectortodc@gmail.com

Website: www.thepxford.edu

42.	Tumours of The Salivary Glands	Dr. Komali
43.	Cysts and Tumours of Odontogenic Origin	Dr. Leeky
44.	Bacterial Infections of The Oral Cavity	Dr. Shruti
45.	Viral Infections of The Oral Cavity	Dr. Leeky
46.	Mycotic Infections of The Oral Cavity	Dr. Saleha
47.	Diseases of The Periodontium	Dr. Sadhana
48.	Dental Caries	Dr. Saleha
49.	Diseases of The Pulp and Periapical Tissues	Dr. Leeky
50.	Spread of Oral Infection	Dr. Shruti
51.	Physical and Chemical Injuries of The Oral Cavity	Dr. Sadhana
52.	Regressive Alterations of The Teeth	Dr. Shruti
53.	Healing of Oral Wounds	Dr. Saleha
54.	Oral Aspects of Metabolic Disease	Dr. Shruti
55.	Allergic and Immunologic Diseases of The Oral Cavity	Dr. Komali
56.	Diseases of Bone and Joints	Dr. Shruti
57.	Diseases Involving RBCs	Dr. Leeky
58.	Diseases Involving WBCs	Dr. Saleha
59.	Diseases Involving Platelets	Dr. Saleha
60.	Diseases of The Skin	Dr. Shruti
61.	Diseases of Nerves and Muscles	Dr. Leeky
62.	Forensic Odontology	Dr. Komali
List of Seminars		
63.	Muscles of Mastication	Dr. Leeky M
64.	Vitamins	Dr. Saleha
65.	Fixation and Fixatives	Dr. Leeky
66.	Stains	Dr. Saleha
67.	Chromosomes	Dr. Saleha
68.	PCR	Dr. Komali
69.	Immunity	Dr. Saleha
70.	Cell Cycle	Dr. Saleha
71.	Collagen Disorders	Dr. Saleha
List of JCS		
j.	Prognostic Value Of C-Met In Head and Neck Cancer: A Systematic Review And Meta-Analysis of Aggregate Data. Oral Oncology 74 (2017) 68-76	Dr. Bhavya
k.	Correlation of Salivary Glucose Level with Blood Glucose Level In Diabetes Mellitus. Journal of Oral and Maxillofacial Pathology Volume 21 Issue 3 September - December 2017	Dr. Bhavya
l.	Pulpal Changes Associated with Advanced Periodontal Disease: A Histopathological Study. Journal of Oral and Maxillofacial Pathology Volume 21 Issue 1 January - April 2017	Dr. Harshini



CHILDREN'S EDUCATION SOCIETY (Regd.)

THE OXFORD DENTAL COLLEGE

(Recognized by the Govt. of Karnataka, Affiliated to Rajiv Gandhi University of Health Sciences,

Karnataka & Recognised by Dental Council of India, New Delhi)

Bommanahalli, Hosur Road, Bangalore - 560 068.

Ph: 080-61754680 Fax : 080 - 61754693E-mail:deandirectortodc@gmail.com

Website: www.theoxford.edu

m.	Immunohistochemical Detection of Helicobacter Pylori Without Association of Tlr5 Expression in Oral Squamous Cell Carcinoma. J Oral Pathol Med (2014) 43: 35-44	Dr. Harshini
n.	Pigmentation of Oral Cavity: A Clinical Enigma; A Rare Case Report. Journal of Indian Academy of Oral Medicine & Radiology Jul-Sep 2016 Vol 28 Issue 3	Dr. Pavithra
o.	Case Report A Case of Primordial Odontogenic Tumour: A New Entity in The Latest Who Classification (2017). Pathology International 2017; Xx: 1-5	Dr. Sarah
p.	Salivary and Serum Levels of Tumour Necrosis Factor-Alpha In Oral Lichen Planus: A Systematic Review and Meta-Analysis Study. Oooo. Vol. 124 No. 3 September 2017	Dr. Sarah
q.	Current Protocols in The Management of Oral Submucous Fibrosis: An Update. Review Article. Wiley	Dr. Sarah
r.	Diagnostic and Prognostic Utility of Mastermind-Like 2 (Maml2) Gene Rearrangement Detection by Fluorescent In Situ Hybridization (Fish) In Mucoepidermoid Carcinoma Of The Salivary Glands. Oooo. Vol. 121 No. 5 May 2016	Dr. Sarah
s.	Cathepsin K Modulates Invasion, Migration and Adhesion Of Oral Squamous Cell Carcinomas In Vitro. Oral Diseases (2017) 23, 518-525	Dr. Shajiny
t.	WhatsApp Is an Effective Tool for Obtaining Second Opinion In Oral Pathology Practice. J Oral Pathol Med (2017) 46: 513-519	Dr. Shajiny
u.	Twist and Snail Expression in Tumour and Stromal Cells Of Epithelial Odontogenic Tumors. J Oral Pathol Med (2017) 46: 127-133	Dr. Shajiny
v.	Detection of Microorganisms on Formalin-Fixed and Stored Pathology Tissues: A Microbiological Study. Journal of Oral and Maxillofacial Pathology Volume 21 Issue 1 January - April 2017	Dr. Veena



CHILDREN'S EDUCATION SOCIETY (Regd.)

THE OXFORD DENTAL COLLEGE

(Recognized by the Govt. of Karnataka, Affiliated to Rajiv Gandhi University of Health Sciences,


Karnataka & Recognised by Dental Council of India, New Delhi)

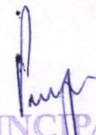
Bommanahalli, Hosur Road, Bangalore - 560 068.

Ph: 080-61754680 Fax : 080 - 61754693E-mail: deandirectortodc@gmail.com

Website: www.theoxford.edu

w.	Radiation-Induced Changes in The Microstructure of Epithelial Cells of The Oral Mucosa: A Comparative Light and Electron Microscopic Study. J Oral Pathol Med. 2017; 46:1004-1010.	Dr. Veena
x.	Validation of Immuno expression Of Tenascin-C in Oral Precancerous and Cancerous Tissues Using Imagej Analysis With Novel Immunohistochemistry Profiler Plugin: An Immunohistochemical Quantitative Analysis. Journal of Oral and Maxillofacial Pathology Volume 21 Issue 2 May - August 2017	Dr. Veena
y.	Impacts of Surviving and Caspase-3 On Apoptosis and Angiogenesis in Oral Cancer. Oncology Letters 14: 3774-3779, 2017	Dr. Veena
z.	Chondr. Osarcoma Of the Maxilla- Case Report. Journal of Oral and Maxillofacial Pathology Volume 22 Supplement 1 January 2018	Dr. Vernika
aa.	A Prospective Comparison of Common Toxicity Criteria Adverse Events Version 3 And 4 In Assessing Oral Mucositis for Oral and Oropharyngeal Carcinoma. M. Hickman Et Al. / Technical Innovations & Patient Support in Radiation Oncology 1 (2017) 18-21	Dr. Vernika
bb.	Papilliferouskeratoameloblastoma: A Rare Case Report. International Journal of Applied and Basic Medical Research Volume 7 Issue 2 April-June 2017	Dr. Vidya
cc.	Nodular Swelling of The Buccal Mucosa. Oral Surg Oral Med Oral Pathol Oral Radiol 2017; 123:150-156)	Dr. Vidya
Case Presentations		
dd.	Diagnostic Challenges in Belligerent Maxillary Growth	Dr. Leeky
ee.	Erythema Multiforme	Dr. Saleha
ff.	Irritational Fibroma	Dr. Sadhana
gg.	Lichen Planus	Dr. Saleha
E-Poster		
hh.	Odontogenic Tumours: An Institutional Review Of 157 Cases	Dr. Saleha
Videos for Teaching Purpose		
ii.	Carving of Incisor Teeth	Dr. Leeky M
jj.	Carving of Canines	Dr. Saleha J
kk.	Carving of Premolars	Dr. Saleha
ll.	Carving of Molars	Dr. Shruti


Prof. & HOD
Dept. of Oral & Maxillofacial
Pathology & Microbiology
The Oxford Dental College,
Bommanahalli, Bangalore


PRINCIPAL
The Oxford Dental College
Bommanahalli, Hosur Road,
Bangalore - 560 068.



CHILDREN'S EDUCATION SOCIETY (Regd.)

THE OXFORD DENTAL COLLEGE

(Recognized by the Govt. of Karnataka, Affiliated to Rajiv Gandhi University of Health Sciences,
Karnataka & Recognised by Dental Council of India, New Delhi)
Bommanahalli, Hosur Road, Bangalore - 560 068.
Ph: 080-61754680 Fax : 080 - 61754693E-mail: deandirectortodc@gmail.com
Website: www.theoxford.edu

2017-18

Public Health Dentistry

List of Theory Topics (Done Using PPTs)		
1.	School dental health programs	Dr. Archana Krishna Murthy
2.	Dental practice management	Dr. Manjunath C
3.	Ethics in dentistry	Dr. Shilpashree. K. B
4.	Dentists acts	Dr. Madhusudhan. S
5.	IDA and DCI	Dr. Shwetha. R
6.	CPA	Dr. Md. Zabirunnisa Begum
7.	Infection control in dentistry	Dr. Raghaven Dr. a Kulakarni
8.	Occupational hazards in dentistry	Dr. Divya. BM
9.	ART	Dr. Deepa. D
10.	PFS	Dr. RaghavenDr. a Kulakarni
11.	APF	Dr. Divya. BM
12.	Fluorides	Dr. Deepa. D
13.	History	Dr. Madhusudhan. S
14.	Systemic fluorides	Dr. Shwetha. R
15.	Topical fluorides	Dr. Divya. BM
16.	Research methodology	Dr. Deepa. D
17.	Fluoride toxicity	Dr. Madhusudhan. S
List of Seminars (Done Using PPTs)		
18.	Oral hypoglycaemic drugs	Dr. Archana Krishna Murthy
19.	Acute inflammation	Dr. Manjunath C
20.	Prevention and concepts of disease control	Dr. Shilpashree. K. B
21.	Probability and its distribution	Dr. Madhusudhan. S
22.	Physiology of stomach	Dr. Shwetha. R
23.	Thyroid and antithyroid drugs	Dr. Md. Zabirunnisa Begum
24.	Chronic inflammation	Dr. Archana Krishna Murthy
25.	Basic measurements in epidemiology	Dr. Manjunath C
26.	Non-parametric test	Dr. Shilpashree. K. B
27.	Respiration	Dr. Madhusudhan. S
28.	Presentation of data	Dr. Shwetha. R
29.	Physiology of body temperature regulation	Dr. Md. Zabirunnisa Begum
30.	Antiviral drugs	Dr. Archana Krishna Murthy
31.	Pathogenesis of neoplasia	Dr. Manjunath C
32.	Concept and dimension of health	Dr. Shilpashree. K. B
33.	Concept of disease	Dr. Madhusudhan. S
34.	Correlation and Regression	Dr. Shwetha. R
35.	Histamine and anti-histamine	Dr. Md. Zabirunnisa Begum
36.	Bacterial infections of oral cavity	Dr. Manjunath C
37.	Hypothesis testing	Dr. Manjunath C
38.	Opioids	Dr. Shilpashree. K. B

Shankar M
Professor & Head
Dept. of Public Health Dentistry
The Oxford Dental College, Bangalore

PRINCIPAL
The Oxford Dental College
Bommanahalli, Hosur Road,
Bangalore - 560 068.



CHILDREN'S EDUCATION SOCIETY (Regd.)

THE OXFORD DENTAL COLLEGE

(Recognized by the Govt. of Karnataka, Affiliated to Rajiv Gandhi University of Health Sciences,
Karnataka & Recognised by Dental Council of India, New Delhi)
Bommanahalli, Hosur Road, Bangalore - 560 068.
Ph: 080-61754680 Fax : 080 - 61754693E-mail:deandirectortodc@gmail.com
Website: www.theoxford.edu

List of JCS (Done Using PPTs)		
39.	Comparison of foam swabs and tooth brushes as oral hygiene interventions in mechanically ventilated patients: A Randomized split mouth study	Dr. Archana Krishna Murthy
40.	Impact of living sone in institution and mortality a population based longitudinal study	Dr. Manjunath C
41.	Randomized controlled trail of a faith placed lay health advisor delivered smoking cessation intervention for rural residents	Dr. Shilpashree. K. B
42.	Perceived comfort and future willing to treat underserved population: prior to and immediately after extramural experience	Dr. Madhusudhan. S
43.	Comparing on motivational and a self-regulatory intervention to adapt an oral self-care regimen: A two sequential randomized crossover trial	Dr. Shwetha. R
44.	Effect of atraumatic restorative treatment on adhesive restorations for dental caries in deciduous molars	Dr. Md. Zabirunnisa Begum
45.	Effect of long-term consumption of probiotic milk on infections in child Dr. en attending day care centers: double blind randomized trial	Dr. Archana Krishna Murthy
46.	Clinical effectiveness of aloe vera gel in management of oral mucosal lesions: A systematic review	Dr. Manjunath C
47.	Supervised versus non-supervised implementation of an oral health care guideline in care homes: A cluster randomized controlled clinical trial	Dr. Shilpashree. K. B
48.	Efficacy of an oral health literacy intervention among indigenous adults	Dr. Madhusudhan. S
49.	Is caries a risk factor for dental trauma? A systematic review and meta-analysis	Dr. Shwetha. R
50.	Comparison of foam swabs and tooth brushes as oral hygiene interventions in mechanically ventilated patients: A Randomized split mouth study	Dr. Md. Zabirunnisa Begum
51.	Impact of living sone in institution and mortality a population based longitudinal study	Dr. Archana Krishna Murthy
52.	Comparison of oral health education and fluoride varnish to prevent early childhood caries: A randomized controlled trial	Dr. Manjunath C
53.	Promoting oral cancer examinations to medical primary care provider: A cluster randomized controlled trial	Dr. Shilpashree. K. B
54.	The effects of public health promotion on population health and heath in europen welfare statics	Dr. Madhusudhan. S
55.	Improving primary health care: A systematic review	Dr. Shwetha. R



CHILDREN'S EDUCATION SOCIETY (Regd.)

THE OXFORD DENTAL COLLEGE

(Recognized by the Govt. of Karnataka, Affiliated to Rajiv Gandhi University of Health Sciences,
Karnataka & Recognised by Dental Council of India, New Delhi)
Bommanahalli, Hosur Road, Bangalore - 560 068.
Ph: 080-61754680 Fax : 080 - 61754693E-mail:deandirectortodc@gmail.com
Website: www.theoxford.edu

56.	Geographic information systematic analysis on the distribution of patients visiting periodontology department in dental college	Dr. Md. Zabirunnisa Begum
57.	A cross-sectional study for assessment of untreated dental caries and its consequences among slum dwelling children.	Dr. Manjunath C
58.	Comparison of oral health education and fluoride varnish to prevent early childhood caries: A randomized controlled trial	Dr. Archana Krishna Murthy

Shelva M.
Professor & Head
Dept. of Public Health Dentistry
The Oxford Dental College, Bangalore

[Signature]
PRINCIPAL
The Oxford Dental College
Bommanahalli, Hosur Road,
Bangalore - 560 068.



CHILDREN'S EDUCATION SOCIETY (Regd.)

THE OXFORD DENTAL COLLEGE

(Recognized by the Govt. of Karnataka, Affiliated to Rajiv Gandhi University of Health Sciences,
Karnataka & Recognised by Dental Council of India, New Delhi)
Bommanahalli, Hosur Road, Bangalore - 560 068.
Ph: 080-61754680 Fax : 080 - 61754693E-mail:deandirectortodc@gmail.com
Website: www.theoxford.edu

2018-19

**List of e-Content/e-Course Developed and delivered by Faculties – Department
Wise (PowerPoint Presentations, Word Files, PDFs, Audio/Video Downloaded,
Animations Downloaded) 2018-19**

Oral Medicine & Radiology

List of Theory Topics (Taken Using PPTs)		
1.	Bone diseases	Dr. Anuradha pai
2.	Infections	Dr. Anuradha pai
3.	TMJ	Dr. Anuradha pai
4.	Orofacial pain	Dr. Anuradha pai
5.	Radiation biology	Dr. Bharathai
6.	Bitewing and occlusal radiography	Dr. Bharathi
7.	Bleeding disorders	Dr. Bharathi
8.	Bleeding disorders	Dr. Bharathi
9.	Bone diseases- Fibro osseous disorders	Dr. Bharathi
10.	Bone diseases	Dr. Sushmini
11.	Corticosteroids	Dr. Sushmini
12.	Corticosteroids2	Dr. Sushmini
13.	CT and MRI	Dr. Sushmini
14.	Cysts of the jaws	Dr: Sushmini
15.	Digital imaging	Dr. Asha
16.	Extraoral radiography	Dr. Asha
17.	HIV	Dr. Asha
18.	Image characteristics	Dr. Asha
19.	Malignant tumors	Dr. Asha
20.	Occlusion and TMD	Dr. Shivu
21.	Odontogenic tumors	Dr. Shivu
22.	Oral cancer	Dr. Shivu
23.	Panoramic imaging	Dr. Shivu
24.	Pigmented lesions	Dr. Shivu
25.	Radiation protection	Dr. Shivu
26.	Red and white lesions	Dr. Sheshaprasad
27.	Salivary gland disorders	Dr. shashaprasad
28.	Sialography	Dr. Sheshaprasad
29.	Lamina dura	Dr: Sheshaprasad
30.	TMJ imaging	Dr. Sheshaprasad
31.	TMJ disorders	Dr. Sheshaprasad
32.	Ultrasonography	Dr. Sowbhagya
33.	Vesiculo bullous lesions	Dr. Sowbhagya
34.	Bleeding disorders	Dr. Sowbhagya
35.	Endocrine diseases, HIV, Immunologic diseases	Dr. Sowbhagya
36.	Occlusal and Bitewing radiographs	Dr. Sowbhagya
37.	Odontogenic tumors	Dr. Sowbhagya
38.	OPG	Dr. Raheel

Anuradha
Professor & ...
Dept. of Oral Medicine & Radiology
The Oxford Dental College, Bangalore

71
[Signature]
Dean and Director
The Oxford Dental College, Bommanahalli
Hosur Road, Bengaluru - 560 068



CHILDREN'S EDUCATION SOCIETY (Regd.)

THE OXFORD DENTAL COLLEGE

(Recognized by the Govt. of Karnataka, Affiliated to Rajiv Gandhi University of Health Sciences,
Karnataka & Recognised by Dental Council of India, New Delhi)
Bommanahalli, Hosur Road, Bangalore - 560 068.
Ph: 080-61754680 Fax : 080 - 61754693E-mail:deandirectortodc@gmail.com
Website: www.theoxford.edu

39.	Osteomyelitis	Dr. Raheel
40.	Radiation physics	Dr. Raheel
41.	Radiographic interpretation	Dr. Raheel
42.	Red and white lesions	Dr. Raheel
43.	Sialography	Dr. Raheel
44.	Space infections	Dr. Raheel
45.	Ultrasonography	Dr. Pratheedha
46.	Bleeding disorders	Dr. Pratheedha
47.	Case history	Dr. Pratheedha
48.	Introduction and history of radiology	Dr. Pratheedha
49.	Introduction to oral medicine	Dr. Pratheedha
50.	NSAIDs	Dr. Pratheedha
51.	Odontogenic cysts	Dr. Vinithra
52.	RBC disorders	Dr. Vinithra
53.	Safety and Protection	Dr. Vinithra
54.	Transplantation medicine	Dr. Vinithra
55.	WBC disorders	Dr. Vinithra
56.	Antibiotics	Dr. Vinithra
57.	Forensic odontology Bleeding disorders	Dr. Vinithra
58.	Faulty radiographs	Dr. Anuradha pai
59.	Forensic odontology	Dr. Anuradha pai
60.	IOPA Radiographs	Dr. Anuradha pai
61.	Odontogenic tumors	Dr. Anuradha pai
62.	Orofacial pain	Dr. Anuradha pai
63.	Pigmented lesions	Dr. Bharathi
64.	Processing X ray films	Dr. Bharathi
65.	Radiographic interpretation	Dr. Bharathi
66.	Red and white lesions	Dr. Bharathi
67.	Soft tissue calcifications	Dr. Sushmini
68.	X-ray films and accessories	Dr. Sushmini
69.	Chair side investigations	Dr. Sushmini
70.	Chair side investigations	Dr. Sheshaprasad
71.	Occlusal radiography	Dr. shashaprasad
72.	TMJ disorders and management	Dr. Sheshaprasad
73.	TMJ imaging	Dr. Sheshaprasad
74.	TMJ disorders	Dr. Sheshaprasad
75.	Age and gender estimation	Dr. Asha
76.	Bacterial infections	Dr. Asha
77.	Corticosteroids	Dr. Asha
78.	Effects of Drugs on hard and soft tissues	Dr. Asha
79.	Pain & its Pathway	Dr. shalma
80.	Cohort study	Dr. binika
81.	WBC	Dr. aprita
82.	Biostatistics	Dr. shrijana
83.	Reticuloendothelial system	Dr. arpita



CHILDREN'S EDUCATION SOCIETY (Regd.)

THE OXFORD DENTAL COLLEGE

(Recognized by the Govt. of Karnataka, Affiliated to Rajiv Gandhi University of Health Sciences,

Karnataka & Recognised by Dental Council of India, New Delhi)

Bommanahalli, Hosur Road, Bangalore - 560 068.

Ph: 080-61754680 Fax : 080 - 61754693E-mail: deandirectortodc@gmail.com

Website: www.theoxford.edu

84.	Questionnaire studies	Dr. agrah
85.	Platelets, coagulation pathway & applied aspects	Dr. reshma
86.	Cell	Dr. shika
87.	Malignant diseases of jaws	Dr. shabana
88.	Lamina dura in health and disease	Dr. twinkle
89.	Calcium & Phosphorus metabolism	Dr. kalian
90.	Antioxidants	Dr. Khushboo
91.	Bone diseases manifested in jaws	Dr. agrah
92.	TMJ imaging	Dr. reshma
93.	Nucleic acid & enzyme metabolism	Dr. Shabana
List of JCs (Done using PPTs)		
94.	Large antiabioma resulting from injudicious use of antibiotics – a rare case report	Dr. Shrijana
95.	Anatomically shaped cranial collimation for lateralcephalometric radiography- a technical report	Dr. Arpita
96.	Rare occurrence of herpes zoster of trigeminal nerve after extraction of tooth	Dr. Agrah
97.	Efficacy of veins methods of evaluating the morbidity and mortality in OSMF patients	Dr. Reshma
98.	Condylar remodelling accompanying splint therapy- a CBCT study I n patients with TMJ disc displacement	Dr. Shika
99.	c-reactive protein as a prognostic indicator in OSCC- A retrospective study	Dr. Shabana
100.	Premature loss of primary teeth with gingival erythema: an alert to dentist	Dr: Twinkle
101.	An expert system for the diagnosis and management of oral ulcers	Dr. Kalian
102.	Antimicrobial efficiency of ethanol and I-propanol alcohol used on contaminated storage PSP and impact on durability of the plate	Dr. Khushboo
103.	Medical management of OCP-a systematic review	Dr. Agrah
104.	Dental root agenesis following radiation and antineoplastic therapy-a case report	Dr. Reshma
105.	Antibiotics in irreversible pulpitis –a systematic review	Dr. Shabana
106.	KCOT- in anterior maxilla	Dr. Khushboo
107.	Influence of hypertension on pH of saliva in older adults	Dr. Agrah
Case Presentations (If Any Done Using PPTs)		
108.	Geographic tongue	Dr. Shabana
109.	Recurrent aphthous ulcer	Dr: Twinkle
110.	Buccal space infection	Dr. Kalyan
111.	Traumatic fibroma	Dr. Khushboo
112.	Traumatic ulcer of tongue	Dr. Agrah
113.	Radicular cyst	Dr. Reshma
114.	Verrucous carcinoma	Dr. Shabana



CHILDREN'S EDUCATION SOCIETY (Regd.)

THE OXFORD DENTAL COLLEGE

(Recognized by the Govt. of Karnataka, Affiliated to Rajiv Gandhi University of Health Sciences,
Karnataka & Recognised by Dental Council of India, New Delhi)
Bommanahalli, Hosur Road, Bangalore - 560 068.
Ph: 080-61754680 Fax: 080 - 61754693E-mail:deandirectortodc@gmail.com
Website: www.theoxford.edu

115.	Chemotherapy and radiotherapy induced mucositis	Dr. Khushboo
116.	Chronic suppurative osteomyelitis	Dr. Agrah
117.	Ectodermal dysplasia	Dr. Shrijana
118.	Osteoradionecrosis	Dr. Arpita
119.	Central giant cell granuloma	Dr. Binika
E-Posters		
120.	Poster-Nuclear medicine in ORO facial diagnosis	Dr. Sikha
121.	Poster-Shedding lights on lasers	Dr. Shabana
122.	Paper-Cone beam computed tomography imaging in oral cancer	Dr. Twinkle
123.	Poster-Dermatoglyphics In Oral Diseases	Dr. Klayan
124.	T - Scan -Poster	Dr. Agrah
Videos List		
125.	Dr. y needling	Dr. Anuradha pai
126.	Laser	Dr. Bharathi
127.	Biopsy	Dr. Sushmini
128.	Processing of radiograph	Dr. Asha

Anuradha

Professor & Head
Dept. of Oral Medicine & Radiology
The Oxford Dental College, Bangalore

[Signature]
Dean and Director
The Oxford Dental College, Bommanahalli
Hosur Road Bengaluru - 560 068



CHILDREN'S EDUCATION SOCIETY (Regd.)

THE OXFORD DENTAL COLLEGE

(Recognized by the Govt. of Karnataka, Affiliated to Rajiv Gandhi University of Health Sciences,

Karnataka & Recognised by Dental Council of India, New Delhi)

Bommanahalli, Hosur Road, Bangalore - 560 068.


Ph: 080-61754680 Fax : 080 - 61754693E-mail:deandirectortodc@gmail.com

Website: www.theoxford.edu


2018-19

Department of Oral & Maxillofacial Surgery

List of Theory Topics (Taken Using PPTs)		
1.	Case history, diagnosis, and therapeutics	Dr. Harish babu
2.	Oral cancer	Dr. Kavitha R
3.	Neuropathic pain	Dr. Nandhan
4.	Mandibular fractures	Dr. Supriya B
5.	Midfacial fractures	Dr. Harish Kumar A
6.	Maxillary sinus and disorders / pathologies	Dr. Harish babu
7.	Surgical anatomy of temporomandibular joint	Dr. Santosh BS
8.	Antibiotics used in dentistry	Dr. Supriya B
List of Seminars (Done Using PPTs)		
9.	Nose and its surgical anatomy	Dr. Nandhan
10.	Exodontia	Dr. Harish Kumar A
11.	Corticosteroids	Dr. Kavitha R
12.	Cranial nerve and its assessment	Dr. Santosh BS
13.	ZMC fractures	Dr. Harish babu
14.	TMJ anatomy and disorder	Dr. Harish Kumar A
15.	Lasers in OMFS	Dr. Supriya B
List of JCs (Done using PPTs)		
16.	The impact of diabetes on dental implant failure - A systematic review and meta-analysis	Dr. Harish babu
17.	Determination of a safety zone for trans buccal trocar placement - An anatomical study	Dr. Santosh BS
18.	The effect of maxillary expansion on late alveolar bone grafting in patients with unilateral cleft lip and palate	Dr. Harish Kumar A
19.	Platform switching implants and bone preservation - A systematic review and meta-analysis	Dr. Kavitha R
20.	Use of vancomycin impregnated calcium sulphate in the treatment of osteomyelitis of jaw	Dr. Harish Kumar A
21.	Novel transoral approach to the posterolateral maxilla and infratemporal region.	Dr. Supriya B
Case Presentations		
22.	Left angle fracture - Horizontally unfavourable	Dr. Santosh BS
23.	Indirect sinus lifts implant placement with nova bone putty w.r.t 26 region	Dr. Kavitha R
24.	Implant placement w.r.t 21	Dr. Harish Kumar A
25.	Mucocele on the right lower lip - Laser excision	Dr. Harish babu
26.	Left mandibular angle undisplaced fracture	Dr. Supriya B
27.	Nasopalatine duct cyst i.r.t. 11 & 21 region	Dr. Nandhan


Professor & Head

Dept. of Oral & Maxillofacial Surgery & Implantology
The Oxford Dental College, Bangalore


Dean and Director
The Oxford Dental College, Bommanahalli
Hosur Road Bengaluru - 560 068



CHILDREN'S EDUCATION SOCIETY (Regd.)

THE OXFORD DENTAL COLLEGE

(Recognized by the Govt. of Karnataka, Affiliated to Rajiv Gandhi University of Health Sciences,
Karnataka & Recognised by Dental Council of India, New Delhi)
Bommanahalli, Hosur Road, Bangalore - 560 068.
Ph: 080-61754680 Fax : 080 - 61754693E-mail: deandirectortodc@gmail.com
Website: www.theoxford.edu

2018-19

Conservative Dentistry and Endodontics

List of Theory Topics (Taken Using PPTs)		
1.	Endodontic Surgery	Dr. Lekha
2.	Endodontic Diagnostic Aids	Dr. Jaykumar
3.	Endodontic Microbiology	Dr. Jaykumar
4.	Resorption	Dr. Srinivas
5.	Endodontic Irrigants	Dr. Champa
6.	SVE	Dr. Srinivas
7.	Dentin Bonding Agent	Dr. Srinivas
8.	Traumatic Injuries	Dr. Srinivas
9.	Separation of Teeth	Dr. Champa
10.	Matricing And Retainers	Dr. Champa
11.	Management of Disc. Tooth	Dr. Ashwija
12.	Amalgam Failures	Dr. Ashwija
13.	Endodontic Instrument	Dr. Lekha
14.	Endo Perio	Dr. Ashwija
15.	Working Length	Dr. Sreikha
List of Seminars (Done Using PPTs)		
16.	Endo perio lesions	Dr. Sreikha
17.	Pulpal reactions to caries and dental procedures	Dr. Lekha
18.	Smart materials	Dr. Sreikha
19.	Complex tooth coloured indirect restoration	Dr. Sreikha
20.	Contacts and contours	Dr. Savitha
21.	Management of discoloured tooth	Dr. Vijay
22.	Pit and fissure sealants	Dr. Lekha
23.	Cementum	Dr. Sreikha
24.	Saliva	Dr. Sreikha
25.	Glass Ionomer Cement	Dr. Sreikha
26.	Diagnosis of dental caries	Dr. Sreikha
27.	Dentin Bonding agents	Dr. Sreikha
List of JCS (Done Using PPTs)		
28.	Clinical application 3D technology for tooth auto transplantation: a case report	Dr. Savitha
29.	Effectiveness of gutta percha/ sealer removal during retreatment of extracted human molar using the gentle wave system	Dr. Lekha
30.	Effects of alpha tocopherol antioxidant on dentin composite micro tensile bond strength after sodium perborate bleaching	Dr. Jaykumar
31.	Release of transforming growth factor β 1 from human tooth dentin after application of either preriot MTA or bio dentine as a coronal barrier	Dr. Srinivas
32.	Root canal disinfection by single or multiple instrument system	Dr. Ashwija


Dept. of Conservative Dentistry
The Oxford Dental College, Bangalore

76
Dean and Director
The Oxford Dental College, Bommanahalli
Hosur Road Bengaluru - 560 068



CHILDREN'S EDUCATION SOCIETY (Regd.)

THE OXFORD DENTAL COLLEGE

(Recognized by the Govt. of Karnataka, Affiliated to Rajiv Gandhi University of Health Sciences,
Karnataka & Recognised by Dental Council of India, New Delhi)
Bommanahalli, Hosur Road, Bangalore - 560 068.
Ph: 080-61754680 Fax : 080 - 61754693E-mail: deandirectortodc@gmail.com
Website: www.theoxford.edu

33.	Antibacterial efficacy of 0.5% peracetic acid and EDTA with passive ultrasonic or manual agitation in e. faecalis biofilm model	Dr. Savitha
34.	Effect of silver diamine fluoride potassium iodide and 2% CHX cavity cleansers on the bond strength and microleakage of RMGIC	Dr. Sirekha
35.	Effect of post space irrigation with NaOCl and CaOCl at different concentrations on the bond strength of post cemented with a self-adhesive resin cement	Dr. Sirekha
36.	Dental Resin Curing Blue Light Induces Vasoconstriction Through Release of Hydrogen Peroxide	Dr. Sirekha
37.	Fracture Resistance of All Ceramic Crowns Based on Different Preparations Design for Restoring Endodontically Treated Molar	Dr. Sirekha
38.	Antibacterial Efficacy of Copaiba from Extracts of Passiflorine Cinnamati And Common Endodontic Paste	Dr. Champa
39.	Comparison of Root End Seal Provided by Biohermal Repair Cement with White MTA	Dr. Vijay
40.	Evaluation of Cervical Marginal and Internal Adaptation Using Newer Bulk Fill Composites	Dr. Srinivas
41.	Comparative Evaluation of Effectiveness of Various Rotary and Reciprocating System with Different System Treatments to Remove Gp Incompatibility and Epoxy Resin Based Sealer for Straight Root Canal	Dr. Jaykumar
42.	An In vitro Study to Determine the Fracture Resistance of Tooth Roots After Different Instrumentation	Dr. Sirekha
43.	Cleaning Efficacy of Root Canal Irrigation with Negative Pressure System	Dr. Charles
44.	Apically Extruded Debris in Curved Root Canal Using Wave One Gold Reciprocating and Twisted File Adaptive System	Dr. Lekha
45.	An In-Vitro study to determine fracture resistance of tooth roots after different instrumentation techniques.	Dr. Sirekha
Case Presentations		
46.	Endocrowns –conservative approach for post endodontic restoration	Dr. Lekha
47.	Endocrowns	Dr. Jaykumar
48.	MTA apexification	Dr. Ashwija



CHILDREN'S EDUCATION SOCIETY (Regd.)

THE OXFORD DENTAL COLLEGE

(Recognized by the Govt. of Karnataka, Affiliated to Rajiv Gandhi University of Health Sciences,
Karnataka & Recognised by Dental Council of India, New Delhi)
Bommanahalli, Hosur Road, Bangalore - 560 068.
Ph: 080-61754680 Fax : 080 - 61754693E-mail: deandirectortodc@gmail.com
Website: www.thebxford.edu

E-Posters		
49.	Endodontic Imaging, An Aid to Forensic	Dr. Ashwija
50.	A Novel Method Utilizing 3D Printed Templates to Gain Guided Access to Root Canals.	Dr. Ashwija
51.	Computerized Smile Designing: A Blue Print for Beautiful Smile	Dr. Lekha
52.	Carcinogenic Dental Materials	Dr. Ashwija
53.	The Advent of Bio ceramics In Dentistry	Dr. Sirekha
Videos List		
54.	Gutta core obturator	Dr. Srinivas
55.	Gentle wave system- Endodontics	Dr. Lekha
56.	Apex locator	Dr. Champa
57.	Vita shade guide	Dr. Jaykumar

Professor & Head
Dept. of Conservative Dentistry & Endodontics
The Oxford Dental College, Bangalore

Dean and Director
The Oxford Dental College, Bommanahalli
Hosur Road Bengaluru - 560 068



CHILDREN'S EDUCATION SOCIETY (Regd.)

THE OXFORD DENTAL COLLEGE

(Recognized by the Govt. of Karnataka, Affiliated to Rajiv Gandhi University of Health Sciences,
Karnataka & Recognised by Dental Council of India, New Delhi)
Bommanahalli, Hosur Road, Bangalore - 560 068.

Ph: 080-61754680 Fax : 080 - 61754693E-mail:deandirectortodc@gmail.com
Website: www.theoxford.edu

2018-19

Periodontics

List of Theory Topics (Taken Using PPTs)		
1.	CVS- Heart Sounds, Pulse, Blood Pressure and Dynamic Blood Flow	Dr. A R Pradeep
2.	Vitamins and Minerals	Dr. Anirban Chatterjee
3.	Nonsteroidal Anti-inflammatory Drugs	Dr. Savitha A N
4.	Ectomesenchymal Cells	Dr. Gayathri Gundannavar
5.	Models of Periodontal Pathogenesis	Dr. Sushma Das
6.	Periodontal Pocket	Dr. Shobha K S
7.	Periodontal Medicine- Pregnancy and Respiratory Infections	Dr. Praveen J
8.	Periodontal Pocket	Dr. Amita Coutinho
List of Seminars (Done Using PPTs)		
9.	Cvs- Heart Sounds, Pulse, Blood Pressure and Dynamic Blood Flow	Dr. Sonia S Shetty
10.	Vitamins and Minerals	Dr. Faizuddin Imran
11.	Nonsteroidal Anti-inflammatory Drugs	Dr. Suprith SS
12.	Ectomesenchymal Cells	Dr. YS Raghav
13.	Models of Periodontal Pathogenesis	Dr. Venkatesh KR
14.	Periodontal Pocket	Dr. Sampath Kumar
15.	Periodontal Medicine- Pregnancy and Respiratory Infections	Dr. Rini Varghese
List of JCS (Done Using PPTs)		
16.	Association Between Periodontal Disease and Osteoporosis in Post-Menopausal Women	Dr. A. R. Pradeep
17.	Periodontal Dr. Essing As an Adjunct After SRP	Dr. Anirban Chatterjee
18.	Salivary and GCF Melatonin in Periodontal Health and Disease	Dr. Savitha A N
19.	Ozone as An Adjunct to Conventional Nonsurgical Therapy in Chronic Periodontitis	Dr. Gayathri Gundannavar
20.	Adjunctive Treatment of Chronic Periodontitis with Daily Dietary Supplementation with Omega 3 Fatty Acids and Low Dose Aspirin	Dr. Sushma Das
21.	Relationship Between Iron Deficiency Anaemia and Periodontal Status in Female Patients	Dr. Shobha K S

Professor & Head
Dept. of Periodontics
The Oxford Dental College, Bangalore

79
Deputy and Director
The Oxford Dental College, Bommanahalli
Hosur Road Bengaluru - 560 068




CHILDREN'S EDUCATION SOCIETY (Regd.)

THE OXFORD DENTAL COLLEGE

(Recognized by the Govt. of Karnataka, Affiliated to Rajiv Gandhi University of Health Sciences,
Karnataka & Recognised by Dental Council of India, New Delhi)
Bommanahalli, Hosur Road, Bangalore - 560 068.
Ph: 080-61754680 Fax : 080 - 61754693E-mail:deandirectortodc@gmail.com
Website: www.theoxford.edu

Case Presentations		
22.	Chronic Periodontitis	Dr. Amita Coutinho
23.	Aggressive Periodontitis	Dr. Vinayak
24.	Granuloma	Dr. Sonia S Shetty
25.	Periodontal Abscess	Dr. Faizuddin Imran
26.	Furcation Involvement	Dr. Suprith Ss
27.	Gingival Enlargement	Dr. Ys Raghav
E-Posters		
28.	Failures of Gingival Autografts	Dr. Sampath Kumar
29.	Dental Stem Cells-Trend Setters for Regeneration...!!!	Dr. Rini Varghese
30.	Jumping Distance- A Gap of Concern???	Dr. Koel Debnath
Videos List		
31.	Dental Plaque	Dr. Anirban Chatterjee
32.	Brushing with Manual Toothbrush- Bass Technique	Dr. Savitha A N
33.	Plaque Control	Dr. Gayathri Gundannavar
34.	Ultrasonic Scaling	Dr. Sushma Das
35.	Dental Plaque	Dr. Shobha K S

Professor & Head
Dept. of Periodontics
The Oxford Dental College, Bangalore


Dean and Director
The Oxford Dental College, Bommanahalli
Hosur Road Bengaluru - 560 068



CHILDREN'S EDUCATION SOCIETY (Regd.)

THE OXFORD DENTAL COLLEGE

(Recognized by the Govt. of Karnataka, Affiliated to Rajiv Gandhi University of Health Sciences,
Karnataka & Recognised by Dental Council of India, New Delhi)
Bommanahalli, Hosur Road, Bangalore - 560 068.
Ph: 080-61754680 Fax : 080 - 61754693E-mail:deandirectortodcc@gmail.com
Website: www.theoxford.edu

2018-19

Prsothodontics

List of Theory Topics (Taken Using PPTs)		
1.	Pontics	Dr. Babu Rajendr. A Prasad
2.	Color Science	Dr. Karishma
3.	Gypsum 1	Dr. Karishma
4.	Full Coverage Crowns	Dr. Deepa
5.	Basic Principles	Dr. Deepa
6.	Surveyors	Dr. Padmaja
7.	Implant Materials	Dr. Ravi Sinha
8.	Vertical Jaw Relation	Dr. Ravi Sinha
9.	Concept and Technique of Denture Impression	Dr. Babu Rajendr. A Prasad
10.	Recent Advances in Dental Materials	Dr. Babu Rajendr. A Prasad
11.	Pontics	Dr. Babu Rajendr. A Prasad
12.	Articulator	Dr. Babu Rajendr. A Prasad
13.	Tyrin	Dr. Babu Rajendr. A Prasad
14.	Luting Cement	Dr. Babu Rajendr. A Prasad
15.	Major and Minor Connector	Dr. Babu Rajendr. A Prasad
16.	Introduction To PCP	Dr. Deepa
17.	Full Coverage Crowns	Dr. Deepa
18.	Basic Principles and Applied Physics	Dr. Deepa
19.	Retention, Stability and Support in Cd	Dr. Deepa
20.	Posterior Teeth Selection	Dr. Deepa
21.	Elastomeric Impression Materials	Dr. Deepa
22.	Impression in RPD	Dr. Deepa
23.	Over Denture	Dr. Karishma
24.	Colour Science	Dr. Karishma
25.	Theories in Impression Making	Dr. Karishma
26.	Gypsum	Dr. Karishma
27.	Surveyors	Dr. Karishma
28.	Fundamentals of Occlusion	Dr. Lakshmipathi
29.	Posterior Palatal Seal	Dr. Lakshmipathi
30.	Articulators	Dr. Lakshmipathi
31.	Implants Materials and Techniques	Dr. Lakshmipathi
32.	Denture Insertions and Patient Education	Dr. Lakshmipathi
33.	Dental Ceramics	Dr. Lakshmipathi
34.	Designing Class 3 And Class 4 RPD	Dr. Lakshmipathi
35.	Preparation of Mouth for RPD	Dr. Lakshmipathi
36.	Patient Education, Treatment Planning and Diagnosis	Dr. Malathi
37.	Horizontal Jaw Relation	Dr. Malathi
38.	Laminate	Dr. Malathi
39.	Anterior Teeth Selection	Dr. Malathi

Chelvi. Dejo
Professor & Head

Dept. of Prosthodontics and Crown & Bridge
The Oxford Dental College, Bangalore

81
Dean and Director

The Oxford Dental College, Bommanahalli
Hosur Road Bengaluru - 560 068



CHILDREN'S EDUCATION SOCIETY (Regd.)

THE OXFORD DENTAL COLLEGE

(Recognized by the Govt. of Karnataka, Affiliated to Rajiv Gandhi University of Health Sciences,

Karnataka & Recognised by Dental Council of India, New Delhi)

Bommanahalli, Hosur Road, Bangalore - 560 068.

Ph: 080-61754680 Fax : 080 - 61754693E-mail: deandirectortodc@gmail.com

Website: www.theoxford.edu

40.	Post Insertion Problems and Management in Complete Denture	Dr. Malathi
41.	Base Metal Alloys	Dr. Malathi
42.	Rest and Rest Seat	Dr. Malathi
43.	Abrasive and Polishing Agents	Dr. Malathi
44.	Mandibular Landmarks	Dr. Mohsen
45.	Precious Alloys	Dr. Mohsen
46.	Resin Bonded Bridges	Dr. Mohsen
47.	Horizontal Jaw Relation	Dr. Mohsen
48.	Patient Examination, Diagnosis and Treatment	Dr. Mohsen
49.	Colour Science	Dr. Mohsen
50.	Immediate Dentures	Dr. Mohsen
51.	Investments	Dr. Mohsen
52.	Lab Steps in RPD	Dr. Mohsen
53.	Principles of Tooth Preparation	Dr. Padmaja
54.	Non-Elastic and Elastic Impression Materials	Dr. Padmaja
55.	Pre-Prosthetic Surgery	Dr. Padmaja
56.	Anterior Tooth Selection	Dr. Padmaja
57.	Provisional Diagnosis	Dr. Padmaja
58.	Relining, Rebasing and Repair	Dr. Padmaja
59.	Denture Base Resins	Dr. Padmaja
60.	Diagnosis and Treatment Planning in Partially Dentulous Patient	Dr. Padmaja
61.	Cd Impression	Dr. Preethi
62.	Vertical Jaw Relation	Dr. Preethi
63.	Fluid Control and Tissue Management	Dr. Preethi
64.	Posterior Teeth Selection	Dr. Preethi
65.	Casting Procedures	Dr. Preethi
66.	Classification of Removable Partial Dentures	Dr. Preethi
67.	RPI System	Dr. Preethi
68.	Synthetic Resins Used in Prosthodontics	Dr. Preethi
69.	Maxillary Anatomical Landmarks	Dr. Ravi Sinha
70.	Denture Lining Materials and Denture Cleansers	Dr. Ravi Sinha
71.	Restoration of Endodontically Treated Tooth	Dr. Ravi Sinha
72.	Vertical Jaw Relation	Dr. Ravi Sinha
73.	Complete Denture Occlusion and Laws of Articulation	Dr. Ravi Sinha
74.	Single Cd	Dr. Ravi Sinha
75.	Failures in Fixed Dental Prosthesis	Dr. Ravi Sinha
76.	Implant Materials	Dr. Ravi Sinha
77.	Case History	Dr. Savitha
78.	Partial Coverage Restoration- Anterior and Posterior	Dr. Saveetha



CHILDREN'S EDUCATION SOCIETY (Regd.)

THE OXFORD DENTAL COLLEGE

(Recognized by the Govt. of Karnataka, Affiliated to Rajiv Gandhi University of Health Sciences, Karnataka & Recognised by Dental Council of India, New Delhi)

Bommanahalli, Hosur Road, Bangalore – 560 068.

Ph: 080-61754680 Fax : 080 – 61754693E-mail:deandirectortodc@gmail.com

Website: www.theoxford.edu

79.	Dental Waxes	Dr. Saveetha
80.	Orientation Jaw Relation	Dr. Saveetha
81.	Teeth Arrangement for Complete Denture	Dr. Saveetha
82.	Porcelain	Dr. Saveetha
83.	Jaw Relation in RPD	Dr. Saveetha
84.	Orientation Jaw Relation	Dr. Srinu
85.	Biocompatibility Tests	Dr. Srinu
86.	Connectors in FPD	Dr. Srinu
87.	Complete Denture Occlusion and Laws of Articulation	Dr. Srinu
88.	Relining and Rebasing	Dr. Srinu
89.	Physiology of Pain	Dr. Srinu
90.	Principles of Designing Class 1 And Class 2 RPD	Dr. Srinu
List of Seminars (Done Using PPTs)		
91.	Casting Procedures	Dr. Deepa
92.	Cd Impression	Dr. Savitha
93.	Duplicate Dentures	Dr. Javeed
94.	Articulators in Complete Dentures	Dr. Savitha
95.	Complete Denture Occlusion, Laws of Articulation	Dr. Javeed
96.	Selection of Anterior Teeth	Dr. Babu
97.	Posterior Teeth Selection	Dr. Srinu
98.	Denture Insertion/ Patient Education & Maintained	Dr. Lipi
99.	Repair, Relining and Rebasing	Dr. Maria
100.	Over Dentures	Dr. Jasneeth
101.	Single Dentures	Dr. Tushar
102.	Immediate Dentures	Dr. Malathi
103.	Classification Systems of Partially Edentulous Arches	Dr. Ravikumar
104.	Mouth Preparation for Removable Partial Dentures	Dr. Padmaja
105.	Impressions in Removable Partial Denture	Dr. Deepa
106.	Components – Rests and Rest Seats	Dr. Savitha
107.	Components – Major & Minor Connector	Dr. Javeed
108.	Direct and Indirect retainers	Dr. Babu
109.	Precision Attachments	Dr. Srinu
110.	The Concepts of RPI	Dr. Lipi
111.	Designing of Class I & Class II	Dr. Maria
112.	Designing of Class III & Class IV	Dr. Jasneeth
113.	Jaw Relation in Removable Partial Denture	Dr. Tushar
114.	Lab Steps in Removable Partial Dentures	Dr. Malathi
115.	Surveyors	Dr. Ravikumar
116.	Precision Attachment	Dr. Padmaja




CHILDREN'S EDUCATION SOCIETY (Regd.)

THE OXFORD DENTAL COLLEGE

(Recognized by the Govt. of Karnataka, Affiliated to Rajiv Gandhi University of Health Sciences,
Karnataka & recognised by Dental Council of India, New Delhi)
Bommanahalli, Hosur Road, Bangalore - 560 068.
Ph: 080-61754680 Fax : 080 - 61754693E-mail:deandirectortodc@gmail.com
Website: www.theoxford.edu

117.	The Concepts of RPI	Dr. Deepa
118.	Designing of Class I & Class II	Dr. Savitha
119.	Designing of Class III & Class IV	Dr. Javeed
120.	Patient Examination, Diagnosis & Treatment Plan - FPD	Dr. Babu
121.	Fundamentals of Occlusion	Dr. Srinu
122.	Principles of Tooth Preparation	Dr. Lipi
123.	Full Coverage Crowns- Anterior & Posterior	Dr. Maria
124.	Partial Coverage Restorations	Dr. asneeth
125.	Restoration of Endodontically Treated Teeth	Dr. Tushar
126.	Resin Bonded Bridges	Dr. Ravikumar
127.	Pontics	Dr. Padmaja
128.	Connectors	Dr. Deepa
129.	Laminates	Dr. Savitha
List of JCS (Done Using PPTs)		
130.	Analysis and Management of Implant-Prosthetic Complications	Dr. Babu
131.	Clinical and Radiographic Evaluations of Implant-Supported Cantilever Fixed Partial Dentures Replacing Maxillary Anterior Teeth: A Randomized Clinical Trial	Dr. Srinu
132.	Color Stability of Nonpigmented And Pigmented Maxillofacial Silicone Elastomer Exposed To 3 Different Environments	Dr. Lipi
133.	Comparative Evaluation of Natural Enamel Wear Against Polished Yttrium Tetragonal Zirconia and Polished Lithium Disilicate - An <i>In Vivo</i> Study	Dr. Maria
134.	Correlation Between Implant Geometry, Implant Surface, Insertion Torque, And Primary Stability: In Vitro Biomechanical Analysis	Dr. Savitha
135.	Effect of Recasting on Physical Properties of Base Metal Alloys: An <i>In Vitro</i> Study	Dr. Javeed
Case Presentations		
136.	Andr. Ews Bridge	Dr. Maria
E-Posters		
137.	Immediate Denture	Dr. Malathi Dayalan
Videos List		
138.	Biomechanics in CPD	Dr. Deepa
139.	Chair Side Relining and Rebasing	Dr. Savitha


Professor & Head

Dept. of Prosthodontics and Crown & Bridge
The Oxford Dental College, Bangalore

Dean and Dir. 84
The Oxford Dental College, Bommanahalli
Hosur Road Bengaluru - 560 068



CHILDREN'S EDUCATION SOCIETY (Regd.)

THE OXFORD DENTAL COLLEGE

(Recognized by the Govt. of Karnataka, Affiliated to Rajiv Gandhi University of Health Sciences,
Karnataka & Recognised by Dental Council of India, New Delhi)
Bommanahalli, Hosur Road, Bangalore - 560 068.
Ph: 080-61754680 Fax : 080 - 61754693E-mail:deandirectortodc@gmail.com
Website: www.theoxford.edu

2018-19

Orthodontics & Dentofacial Orthopaedics

List of Theory Topics (Taken Using PPTs)		
Sl. No	Topics (3 rd Year BDS)	Staff Incharge
1.	Introduction to Orthodontics	Dr. Kenneth F H Tan
2.	General Principles of Growth and Development	Dr. Kenneth F H Tan
3.	Development of Occlusion	Dr. Kenneth F H Tan
4.	Growth and Development of Craniofacial Structures	Dr. Kenneth F H Tan
5.	Skeletal Maturity Indicators	Dr. Sameena B M
6.	Functional Development	Dr. Kenneth F H Tan
7.	Pubertal Growth Spurts	Dr. Khadeer Riyaz
8.	Classification of Malocclusion	Dr. Vivek
9.	Pre Natal And Post Natal Growth of Maxilla and Mandible	Dr. Vivek
10.	Classification of Malocclusion	Dr. ShenDr. e Shrikant
11.	Etiology Of Malocclusion	Dr. Sameena B M
12.	Occlusion Basic Concepts	Dr. Roopa
13.	Diagnostic Aids	Dr. Khadeer Riyaz
14.	Cephalometrics	Dr. Ashita Talwar
15.	Hand Wrist Radiographs And SMI	Dr. Ashita Talwar
	Topics (4th Year BDS)	
16.	Introduction to Orthodontics	Dr. Vani J
17.	Development of Growth General Principles	Dr. Kenneth F H Tan
18.	Growth and Development of Cranio Facial Structures	Dr. Kenneth F H Tan
19.	Functional Development	Dr. Kenneth F H Tan
20.	Development of Occlusion	Dr. Kenneth F H Tan
21.	Classification of Malocclusion	Dr. Kenneth F H Tan
22.	Growth Of M, Andible	Dr. Vivek
23.	Soldering and Welding	Dr. Vivek
24.	Bonding and Banding	Dr. Vivek
25.	Classification and Etiology Of Malocclusion	Dr. Vivek
26.	Growth Of M, Andible	Dr. Khadeer
27.	Soldering and Welding	Dr. Sameena B M
28.	Bonding and Banding	Dr. Kenneth F H Tan
29.	Classification and Etiology Of Malocclusion	Dr. Kenneth F H Tan
30.	Habit Breaking Appliances	Dr. Kenneth F H Tan
31.	Fixed Appliances	Dr. Kenneth F H Tan
32.	Activator Twin Block, Arch Expansion	Dr. Kenneth F H Tan
33.	Classification of Myofunctional Appliances	Dr. Kenneth F H Tan
34.	Bite Plane and Inclined Planes	Dr. Kenneth F H Tan
35.	Surgical Orthodontics	Dr. Kenneth F H Tan

[Handwritten Signature]
Professor & Head
Dept. of Orthodontics
The Oxford Dental College, Bangalore

85
Dean and Director
The Oxford Dental College, Bommanahalli
Hosur Road, Bengaluru - 560 068



CHILDREN'S EDUCATION SOCIETY (Regd.)

THE OXFORD DENTAL COLLEGE

(Recognized by the Govt. of Karnataka, Affiliated to Rajiv Gandhi University of Health Sciences,
Karnataka & Recognised by Dental Council of India, New Delhi)

Bommanahalli, Hosur Road, Bangalore - 560 068.

Ph: 080-61754680 Fax : 080 - 61754693E-mail:deandirectortodc@gmail.com

Website: www.theoxford.edu

36.	Deep Bite Cross Bite and Open Bite Corrections	Dr. Kenneth F H Tan
37.	Myofunctional Appliances	Dr. Kenneth F H Tan
38.	Bionator	Dr. Kenneth F H Tan
39.	Frankel Appliance	Dr. Raghunandan C
40.	Surgical Orthodontics	Dr. Shrikant S
41.	Cleft Lip and Palate	Dr. Ashita
42.	Treatment Planning and Management of Common Malocclusion	Dr. Khadeer
43.	Ethics	Dr. Ashita
44.	Genetics	Dr. Roopa
45.	Orthopedic Appliances	Dr. Sameena B M
	Retention and Relapse	Dr. Raghunandan C
46.	Adult Orthodontics	Dr. Vani J
47.	Computers in Orthodontics	Dr. Ashita
List of Seminars (Done Using PPTs)		
48.	Maxillary and Mandibular Orthognathic surgeries part 1	Dr. Meenu Dinesh
49.	Maxillary and Mandibular Orthognathic surgeries part 2	Dr. Meenu Dinesh
50.	Maxillary and Mandibular Orthognathic surgeries part 3	Dr. Meenu Dinesh
51.	Tongue and its role in the etiology of malocclusion	Dr. Meenu Dinesh
52.	Theories of growth	Dr. Meenu Dinesh
53.	Nickel titanium	Dr. Meenu Dinesh
54.	Fixed Functional appliances part 1	Dr. Meenu Dinesh
55.	Fixed Functional appliances part 2	Dr. Meenu Dinesh
56.	Diagnostic aids	Dr. Meenu Dinesh
57.	Commonsense mechanics part 1	Dr. Meenu Dinesh
58.	Commonsense mechanics part 2	Dr. Meenu Dinesh
59.	Ceramic brackets	Dr. Meenu Dinesh
60.	Retention and relapse part 1	Dr. Meenu Dinesh
61.	Retention and relapse part 2	Dr. Meenu Dinesh
62.	Retention and relapse part 3	Dr. Meenu Dinesh
63.	Triage in orthodontics	Dr. Venkata krishnan
64.	T loop in orthodontics	Dr. Venkata krishnan
65.	Sterilisation and disinfection in orthodontics	Dr. Venkata krishnan
66.	Single phase versus two phases	Dr. Venkata krishnan
67.	Self ligation in orthodontics	Dr. Venkata krishnan
68.	Hybrid functional appliance	Dr. Venkata krishnan
69.	Growth rotations in orthodontics	Dr. Venkata krishnan
70.	Frictionless mechanics	Dr. Venkata krishnan
71.	Development of occlusion	Dr. Venkata krishnan
72.	Common sense mechanics part 1	Dr. Venkata krishnan
73.	Common sense mechanics part 1	Dr. Venkata krishnan



CHILDREN'S EDUCATION SOCIETY (Regd.)

THE OXFORD DENTAL COLLEGE

(Recognized by the Govt. of Karnataka, Affiliated to Rajiv Gandhi University of Health Sciences,
Karnataka & Recognised by Dental Council of India, New Delhi)
Bommanahalli, Hosur Road, Bangalore - 560 068.
PH: 080-61754680 Fax: 080 - 61754693E-mail: deandirectortodc@gmail.com
Website: www.theoxford.edu

74.	Bioprogressive therapy	Dr. Venkata krishnan
75.	Controversies in orthodontics part 1	Dr. Venkata krishnan
76.	Controversies in orthodontics part 2	Dr. Venkata krishnan
77.	Controversies in orthodontics part 3	Dr. Venkata krishnan
78.	Surgery first orthodontic approach	Dr. Roshan Thumati
79.	Periodontal ligament	Dr. Roshan Thumati
80.	Growth and development of cranial base	Dr. Roshan Thumati
81.	Lingual orthodontic system biomechanics and clinical management	Dr. Roshan Thumati
82.	Invisalign	Dr. Roshan Thumati
83.	Lingual orthodontic system history and evolution	Dr. Roshan Thumati
84.	Lingual orthodontic system	Dr. Roshan Thumati
85.	Bonding agents	Dr. Roshan Thumati
86.	Clear aligners	Dr. Roshan Thumati
87.	Common sense mechanics part 1	Dr. Roshan Thumati
88.	Common sense mechanics part 2	Dr. Roshan Thumati
89.	Esthetics part 1	Dr. Roshan Thumati
90.	Esthetics part 2	Dr. Roshan Thumati
91.	Impacted canine management	Dr. Roshan Thumati
92.	Impacted canine diagnosis	Dr. Roshan Thumati
93.	Temporomandibular joint and its role in orthodontic diagnosis	Dr. Suhasini
94.	Growth and development of mandible	Dr. Suhasini
95.	Finishing and detailing in orthodontics part 1	Dr. Suhasini
96.	Finishing and detailing in orthodontics part 2	Dr. Suhasini
97.	Finishing and detailing in orthodontics part 3	Dr. Suhasini
98.	Recent advances in orthodontic wires	Dr. Suhasini
99.	Intrusion mechanics	Dr. Suhasini
100.	Facial asymmetry	Dr. Suhasini
101.	Biostatistics in orthodontics	Dr. Suhasini
102.	Common sense mechanics	Dr. Suhasini
103.	Common sense mechanics	Dr. Suhasini
104.	Distraction osteogenesis part 1	Dr. Suhasini
	Distraction osteogenesis part 2	Dr. Suhasini
105.	Adult orthodontics part 1	Dr. Suhasini
106.	Adult orthodontics part 2	Dr. Suhasini
107.	Temporo-mandibular joint surgeries part 1	Dr. Sneha karajagi
108.	Temporo-mandibular joint surgeries part 2	Dr. Sneha karajagi
109.	Cone beam computed tomography in orthodontics	Dr. Sneha karajagi
110.	Defects in first pharangeal arch	Dr. Sneha karajagi
111.	Friction in orthodontics	Dr. Sneha karajagi
112.	Molar uprighting part 1	Dr. Sneha karajagi
113.	Molar uprighting part 2	Dr. Sneha karajagi



CHILDREN'S EDUCATION SOCIETY (Regd.)

THE OXFORD DENTAL COLLEGE

(Recognized by the Govt. of Karnataka, Affiliated to Rajiv Gandhi University of Health Sciences,

Karnataka & Recognised by Dental Council of India, New Delhi)

Bommanahalli, Hosur Road, Bangalore - 560 068.

Ph: 080-61754680 Fax : 080 - 61754693E-Mail:deandirectortodc@gmail.com

Website: www.theoxford.edu

114.	Molar uprighting part 3	Dr. Sneha karajagi
115.	Practice management part 1	Dr. Sneha karajagi
116.	Practice management part 2	Dr. Sneha karajagi
117.	Metal brackets	Dr. Sneha karajagi
118.	Growth and development of maxilla	Dr. Sneha karajagi
119.	Common sense mechanics part 1	Dr. Sneha karajagi
120.	Common sense mechanics part 1	Dr. Sneha karajagi
121.	Muscles of mastication	Dr. Sneha karajagi
122.	TADs- Stainless steel vs Titanium miniscrews	Dr. Vinnie Mohan
123.	Nanotechnology and its applications in orthodontics	Dr. Vinnie Mohan
124.	Molecular level of orthodontic tooth movement	Dr. Vinnie Mohan
125.	Management of cleft lip and palate part 1	Dr. Vinnie Mohan
126.	Management of cleft lip and palate part 2	Dr. Vinnie Mohan
127.	Management of cleft lip and palate part 3	Dr. Vinnie Mohan
128.	Hereditary and its role in malocclusion	Dr. Vinnie Mohan
129.	Equilibrium theory and its effects in orthodontics part 1	Dr. Vinnie Mohan
130.	Equilibrium theory and its effects in orthodontic part 2	Dr. Vinnie Mohan
131.	Common sense mechanics	Dr. Vinnie Mohan
132.	Adult orthodontics	Dr. Vinnie Mohan
133.	Growth and development: General principals and concepts	Dr. Vinnie Mohan
134.	Nanotechnology and application	Dr. Vinnie Mohan
135.	Airway in orthodontics	Dr. Vinnie Mohan
136.	Airway in orthodontics	Dr. Vinnie Mohan
137.	Tip edge plus appliance	Dr. Sweta
138.	Tip edge appliance	Dr. Sweta
139.	Molar distalization part 1	Dr. Sweta
140.	Molar distalization part 2	Dr. Sweta
141.	Molar distalization part 3	Dr. Sweta
142.	Long face synDr. ome part 1	Dr. Sweta
143.	Long face synDr. ome part 2	Dr. Sweta
144.	Calcium metabolism and its importance in orthodontics	Dr. Sweta
145.	Cleft lip and palate part 1	Dr. Sweta
146.	Cleft lip and palate part 2	Dr. Sweta
147.	Common sense mechanics	Dr. Sweta
148.	Dr. ugs and its effects on orthodontic tooth movement	Dr. Sweta
149.	Growth predictions	Dr. Sweta
150.	Child psychology part 1	Dr. Sweta
151.	Child psychology part 2	Dr. Sweta
152.	Nutrition and its implications in orthodontics	Dr. Archana



CHILDREN'S EDUCATION SOCIETY (Regd.)

THE OXFORD DENTAL COLLEGE

(Recognized by the Govt. of Karnataka, Affiliated to Rajiv Gandhi University of Health Sciences,
Karnataka & Recognised by Dental Council of India, New Delhi)

Bommanahalli, Hosur Road, Bangalore - 560 068.

Ph: 080-61754680 Fax : 080 - 61754693E-mail:deandirectortodc@gmail.com

Website: www.theoxford.edu

153.	Stainless steel	Dr. Archana
154.	Functional matrix theory revisited part 1 and 2	Dr. Archana
155.	Functional matrix theory revisited part 3 and 4	Dr. Archana
156.	Cephalometrics in orthodontics	Dr. Archana
157.	Common sense mechanics part 1	Dr. Archana
158.	Common sense mechanics part 2	Dr. Archana
159.	Orthognathic surgeries part 1	Dr. Archana
	Orhognathic surgeries part 2	Dr. Archana
160.	Bonding in orthodontics	Dr. Archana
161.	Importance of embryonic development in orthodontics.	Dr. Archana
162.	Myths and facts in orthodontics	Dr. Archana
163.	Oral hygiene and infection control.	Dr. Archana
164.	Hormones	Dr. Archana
165.	Saliva	Dr. Archana
List of Jcs (Done Using PPTs)		
166.	Palatally impacted canines: A new 3-dimensional assessment of severity based on treatment objective	Dr. Sweta S
167.	Palatal volume and area assessment on digital cast generalized from CBCT scan	Dr. Archana
168.	Relationship between tooth length and three-dimensional mandibular morphology	Dr. Meenu Dinesh
169.	Effects of acid etching and calcium chloride immersion on removal torque and bone-cutting ability of orthodontic mini-implants	Dr. Meenu Dinesh
170.	Maxillary arch dimension associated with acoustic parameters in prepubertal childDr. en	Dr. Roshan Thumati
171.	Assessment of changes in the nasal airway after nonsurgical miniscrew-assisted rapid maxillary expansion in young adults	Dr. Sneha Karajagi
172.	Mechanical properties of orthodontic wires covered with a polyether ether ketone tube	Dr. Suhasini M
173.	Maxillary molar distalization with miniscrew-supported appliances in Class II malocclusion: A systematic review	Dr. Sweta S
174.	Malposition of Unerupted Mandibular Second Premolar in ChilDr. en with Palatally Displaced Canines	Dr. Venkata Krishnan
175.	Gingival thicknesses of maxillary and mandibular anterior regions in subjects with different craniofacial morphologies.	Dr. Archana
176.	Scanning electron microscopy evaluation of aligner fit on teeth	Dr. Vinnie Mohan



CHILDREN'S EDUCATION SOCIETY (Regd.)

THE OXFORD DENTAL COLLEGE

(Recognized by the Govt. of Karnataka, Affiliated to Rajiv Gandhi University of Health Sciences,
Karnataka & Recognised by Dental Council of India, New Delhi)
Bommanahalli, Hosur Road, Bangalore - 560 068.
Ph: 080-61754680 Fax : 080 - 61754693E-mail:deandirectortodc@gmail.com
Website: www.theoxford.edu

177.	Benefit of early Class II treatment: Progress report of a two-phase randomized clinical trial	Dr. Archana
178.	Failure rates for stainless steel versus titanium alloy infrazygomatic crestbone screws: A single-center, randomized double-blind clinical trial	Dr. Sneha Karajagi
179.	Skeletal and dentoalveolar effects of hybrid RPE and facemask treatment in growing class III patients	Dr. Roshan Thumati
180.	Enamel resistance to demineralisation around orthodontic brackets after CO2 laser irradiation: a randomised clinical trial	Dr. Suhasini M
181.	Torque resistance of different stainless steel wires commonly used for fixed retainers in orthodontics	Dr. Sweta S
182.	Influence of food-simulating liquids on bond strength of brackets bonded with a HEMA-free and HEMA-containing self-etching primer	Dr. VENKATA KRISHNAN
183.	Reference points suitable for evaluation of the additional arch length required for leveling the curve of Spee	Dr. Vinnie Mohan
184.	The palatally displaced canine as a dental anomaly of genetic origin	Dr. Archana
185.	In vitro comparison of contemporary radiographic imaging techniques for the measurement of inter-radicular width	Dr. Meenu Dinesh
186.	Skeletal and dentoalveolar changes in the transverse dimension using microimplant-assisted rapid palatal expansion (MARPE) appliances	Dr. Sweta S
187.	Effects of cortical bone thickness on mini screw microcrack formation	Dr. Roshan Thumati
188.	Orthodontic scanners: what's available?	Dr. Sneha Karajagi
189.	Biomechanical characteristics and reinsertion guidelines for retrieved orthodontic miniscrews	Dr. Venkata Krishnan
190.	Stability of secondarily inserted orthodontic miniscrews after failure of the primary insertion for maxillary anchorage: Maxillary buccal area vs midpalatal suture area	Dr. Vinnie Mohan
191.	Stability of secondarily inserted orthodontic miniscrews after failure of the primary insertion for maxillary anchorage: Maxillary buccal area vs midpalatal suture area	Dr. Vinnie Mohan



CHILDREN'S EDUCATION SOCIETY (Regd.)

THE OXFORD DENTAL COLLEGE

(Recognized by the Govt. of Karnataka, Affiliated to Rajiv Gandhi University of Health Sciences,
Karnataka & Recognised by Dental Council of India, New Delhi)

Bommanahalli, Hosur Road, Bangalore - 560 068.

Ph: 080-61754680 Fax : 080 - 61754693E-mail:deandirectortodc@gmail.com

Website: www.theoxford.edu

192.	Gingival thicknesses of maxillary and mandibular anterior regions in subjects with different craniofacial morphologies	Dr. Archana
193.	Treatment of RME using extraalveolar TAD's quantification of treatment results	Dr. Roshan Thumati
194.	Maxillary transverse expansion in adults: Rationale, appliance design, and treatment outcomes	Dr. Sneha Karajagi
195.	Biocreative Strategy Part 1 and 2	Dr. Suhasini M
196.	Risk factors associated with open gingival embrasures after orthodontic treatment	Dr. Sweta S
197.	The Bio-creative Strategy Part 2 -The Tweemac Analysis	Dr. VENKATA KRISHNAN
198.	The Biocreative Strategy- 5,6	Dr. Vinnie Mohan
199.	Age-dependent biologic response to orthodontic forces	Dr. Meenu Dinesh
200.	Role of mandibular stabilisation in orthognathic surgery.	Dr. Archana
201.	Influence of overjet and overbite on soft tissue profile in mature adults A cross sectional study	Dr. Roshan Thumati
202.	Effect of posterior space discrepancy and third molar angulation on anterior overbite	Dr. Sneha Karajagi
203.	Three-dimensional evaluation of dentofacial transverse widths in adults with different sagittal facial patterns	Dr. Suhasini M
204.	Photodynamic inactivation of planktonic cultures and Streptococcus mutans biofilms for prevention of white spot lesions during orthodontic treatment: An in vitro investigation	Dr. Sweta S
205.	Localizing the osseous boundaries of micro-osteoperforations	Dr. VENKATA KRISHNAN
206.	Comparison of Anterior Retraction and Anchorage Control Between En Masse Retraction and Two-Step Retraction: A Randomized Prospective Clinical Trial	Dr. Sneha Karajagi
	How to Read a Paper	Dr. Vinnie Mohan
207.	Salivary alkaline phosphatase activity and chronological age as an indicator skeletal maturation	Dr. Archana
208.	Root proximity of miniscrews at a variety of maxillary and mandibular buccal sites: Reliability of panoramic radiography	Dr. Meenu Dinesh



CHILDREN'S EDUCATION SOCIETY (Regd.)

THE OXFORD DENTAL COLLEGE

(Recognized by the Govt. of Karnataka, Affiliated to Rajiv Gandhi University of Health Sciences,
Karnataka & Recognised by Dental Council of India, New Delhi)
Bommanahalli, Hosur Road, Bangalore - 560 068.
Ph: 080-61754680 Fax : 080 - 61754693E-mail: deandirectortodc@gmail.com
Website: www.theoxford.edu

209.	Evaluation of maxillary buccal alveolar bone before and after orthodontic alignment without extraction: A CBCT study	Dr. Roshan Thumati
210.	Skeletal, soft tissue, and airway changes following the alternate maxillary expansions and constrictions protocol	Dr. Venkata Krishnan
211.	Three-dimensional assessment of the middle cranial fossa and central skull base following Herbst appliance treatment	Dr. neha Karajagi
212.	The T-loop in details	Dr. Suhasini M
213.	Orthodontic tooth movement: Bone formation and its stability over time	Dr. Meenu Dinesh
214.	Correcting severe scissor bite in an adult	Dr. Sweta S
215.	Long-term stability of Class II treatment with the Jasper jumper appliance	Dr. Venkata Krishnan
216.	Long-Term Stability of Class II Correction with the Twin Force Bite Corrector	Dr. Vinnie Mohan
217.	Does proclination of maxillary incisors really affect the sagittal position of point A?	Dr. Vinnie Mohan
218.	Three-dimensional evaluation of surgically assisted asymmetric rapid maxillary expansion	Dr. Vinnie Mohan
219.	Anchorage assessment of indirect anchor tooth during adjunctive orthodontic treatment	Dr. Archana
220.	Buccal bone plate thickness after rapid maxillary expansion in mixed and permanent dentitions	Dr. Meenu Dinesh
221.	Effects of self-ligating and conventional brackets on halitosis and periodontal conditions	Dr. VENKATA KRISHNAN
222.	Factors affecting treatment decisions for Class I malocclusions	Dr. Suhasini M
223.	IZC and bone screws: A leap ahead of micro implant a clinical perspective PART:1	Dr. Roshan Thumati
224.	Infra-Zygomatic Crest and Buccal Shelf - Orthodontic Bone Screws: A Leap Ahead of Micro-Implants - Clinical Perspectives	Dr. Suhasini M
225.	Orthognathic Surgery for Obstructive Sleep Apnea	Dr. Vinnie Mohan
226.	Correlation between midline deviation and condylar position in patients with Class II malocclusion: A cone-beam computed tomography evaluation	Dr. Sneha Karajagi
227.	Vertical-dimension control during en-masse retraction with mini implant anchorage	Dr. Sweta S
228.	Treatment timing for functional jaw orthopaedics followed by fixed appliances: a controlled long-term study	Dr. Venkata Krishnan



CHILDREN'S EDUCATION SOCIETY (Regd.)

THE OXFORD DENTAL COLLEGE

(Recognized by the Govt. of Karnataka, Affiliated to Rajiv Gandhi University of Health Sciences,
Karnataka & Recognised by Dental Council of India, New Delhi)
Bommanahalli, Hosur Road, Bangalore – 560 068.
Ph: 080-61754680 Fax : 080 – 61754693E-mail:deandirectortodc@gmail.com
Website: www.theoxford.edu

229.	Treatment of An Impacted And Inverted Upper Premolar	Dr. Archana
230.	Minimplant supported canine retraction with micro osteo perforation. A split mouth treatment	Dr. Roshan Thumati
231.	Titanium screw anchorage for correction of canted occlusal plane in patients with facial asymmetry	Dr. Sneha Karajagi
232.	Influence of overjet and overbite on soft tissue profile in mature adults: A cross-sectional population study	Dr. Suhasini M
233.	Occlusal Plane Change After Intrusion Of Maxillary Posterior Teeth by Micro-Implants To Avoid Maxillary Surgery with Skeletal Class III Ortho-Gnathic Surgery	Dr. Venkata Krishnan
234.	Incisor Root Resorption in Class II division 2 patients in relation to orthodontic treatment	Dr. Vinnie Mohan
235.	CBCT evaluation of condylar changes in children with unilateral posterior crossbites and a functional shift	Dr. Suhasini M
236.	Torque efficiency of different archwires in 0.018- and 0.022-inch conventional brackets	Dr. Archana
237.	The Morphological Characteristics, Growth, and Etiology of the Hyperdivergent Phenotype	Dr. Meenu Dinesh
238.	Diagnosis of transverse problems	Dr. Roshan Thumati
239.	A CBCT evaluation of root position in bone, long axis inclination and relationship to the WALA Ridge	Dr. Sneha Karajagi
240.	Canine substitution of congenitally missing maxillary lateral incisors in Class I and Class III malocclusions by using skeletal anchorage	Dr. Sweta S
241.	Adult transverse diagnosis and treatment: A case-based review	Dr. Venkata Krishnan
242.	Comparison of traditional RPE with two types of micro-implant assisted RPE: CBCT study	Dr. Vinnie Mohan
243.	Panoramic radiographs: A tool for investigating skeletal pattern	Dr. Archana
244.	Orthodontic and Orthopedic Expansion of the Transverse Dimension: A Four Decade Perspective	Dr. Meenu Dinesh
245.	Little's irregularity index: Photographic assessment vs study model assessment	Dr. Meenu Dinesh



CHILDREN'S EDUCATION SOCIETY (Regd.)

THE OXFORD DENTAL COLLEGE

(Recognized by the Govt. of Karnataka, Affiliated to Rajiv Gandhi University of Health Sciences,

Karnataka & Recognised by Dental Council of India, New Delhi)

Bommanahalli, Hosur Road, Bangalore - 560 068.

Ph: 080-61754680 Fax: 080 - 61754693E-mail: deandirectortodc@gmail.com

Website: www.theoxford.edu

246.	Component analysis of predominantly vertical occlusal problems	Dr. Roshan Thumati
247.	Open bite: Spectrum of treatment potentials and limitations	Dr. Sneha Karajagi
248.	Deep bite: Treatment options and challenges	Dr. Suhasini M
249.	Periodontal treatment of excessive gingival display	Dr. Sweta S
250.	Searching for predictors of long-term stability	Dr. Venkata Krishnan
251.	Alveolar bone changes after asymmetric rapid maxillary expansion	Dr. Vinnie Mohan
252.	Three-dimensional analysis of tooth movement in class II malocclusion treatment using arch wire with continuous tip back bends and inter-maxillary elastics.	Dr. Sneha Karajagi
253.	Criteria for diagnosis of treating anterior open bite with stability	Dr. Archana
254.	Biomechanical considerations for uprighting impacted mandibular molars	Dr. Meenu Dinesh
255.	Biomechanics of incisor retraction with mini-implant anchorage	Dr. Venkata Krishnan
256.	Advanced biomechanics for total arch movement and non-surgical treatment for hyperdivergent faces	Dr. Roshan Thumati
257.	Leveling the curve of Spee with continuous archwire appliances in different vertical skeletal patterns: A retrospective study	Dr. Sneha Karajagi
258.	Treatment strategies for patients with hyperdivergent Class II Division 1 malocclusion: Is vertical dimension affected?	Dr. Suhasini M
259.	Treatment strategies for patients with hyperdivergent Class II Division 1 malocclusion: Is vertical dimension affected?	Dr. Suhasini M
260.	Treatment of VME using extra-alveolar TADs: Quantification of treatment effects	Dr. Sweta S
261.	Orthodontic treatment changes of chin position in Class II Division 1 patients	Dr. Vinnie Mohan
262.	One versus two anterior miniscrews for correcting upper incisor overbite and angulation: A Retrospective Comparative Study	Dr. Meenu Dinesh
263.	Biomechanical consideration for total arch distalisation for total arch of mandibular dentition in treatment of class III malocclusion	Dr. Roshan Thumati
264.	The Biocreative Strategy Part 1: Foundations	Dr. Sneha Karajagi



CHILDREN'S EDUCATION SOCIETY (Regd.)

THE OXFORD DENTAL COLLEGE

(Recognized by the Govt. of Karnataka, Affiliated to Rajiv Gandhi University of Health Sciences,

Karnataka & Recognised by Dental Council of India, New Delhi)

Bommanahalli, Hosur Road, Bangalore - 560 068.

Ph: 080-61754680 Fax : 080 - 61754693E-mail:deandirectortodc@gmail.com

Website: www.theoxford.edu

265.	The Biocreative Strategy - Part 3 Extraction Treatment	Dr. Vinnie Mohan
266.	Biocreative strategy part 4	Dr. Archana
267.	MARPE appliance to orthopedically correct transverse maxillary deficiency in an adult	Dr. Roshan Thumati
268.	Orthodontic pain trajectories in adolescents: Between-subject and within-subject variability in pain perception	Dr. Sneha Karajagi
269.	The Biocreative Strategy- Part 5: Labial and Lingual Space Closure in Extraction Treatment	Dr. Suhasini M
270.	Treatment of severe anterior open bite with skeletal anchorage in adults: Comparison with orthognathic surgery outcomes	Dr. Sweta S
271.	Effect of Orthodontic Treatment With 4 Premolar Extractions Compared with Non- extraction Treatment on The Vertical Dimension of The Face: A Systematic Review	Dr. Suhasini M
272.	Treatment of open bite with microscrew implant anchorage	Dr. Meenu Dinesh
273.	Evolution of treatment mechanics and contemporary appliance design in orthodontics: A 40-year perspective	Dr. Suhasini M
274.	The Biocreative Strategy Part 6 Class III Treatment	Dr. Sweta S
275.	The Royal London Space Planning: An Integration of Space Analysis and Treatment Planning Part II: The Effect of Other Treatment Procedures on Space	Dr. Venkata Krishnan
276.	The Royal London Space Planning: An Integration of Space Analysis and Treatment Planning Part I: Assessing the Space Required to Meet Treatment Objectives	Dr. Venkata Krishnan
Case Presentations (Done Using PPTs)		
277.	Class II Division 1 Malocclusion	Dr. Archana
278.	Class I malocclusion with generalized spacing	Dr. Meenu
279.	Class I malocclusion with impacted canines	Dr. Roshan
280.	Class III malocclusion	Dr. Sneha
281.	Class I malocclusion with deepbite	Dr. Suhasini
282.	Class I malocclusion with midline diastema	Dr. Sweta
283.	Class I malocclusion with bimaxillary protrusion	Dr. Venkat
284.	Class II division 2 malocclusion	Dr. Vinnie
285.	Class II division 1 Subdivision maloc	Dr. Archana
286.	Class I with crowding	Dr. Meenu



CHILDREN'S EDUCATION SOCIETY (Regd.)

THE OXFORD DENTAL COLLEGE

(Recognized by the Govt. of Karnataka, Affiliated to Rajiv Gandhi University of Health Sciences,
Karnataka & Recognised by Dental Council of India, New Delhi)
Bommanahalli, Hosur Road, Bangalore - 560 068.
Ph: 080-61754680 Fax : 080 - 61754693E-mail:deandirectortodc@gmail.com
Website: www.theoxford.edu

287.	Class I malocclusion with bimaxillary proclination	Dr. Roshan
288.	Class III with open bite malocclusion	Dr. Sneha
289.	Class II division 1 malocclusion	Dr. Suhasini
290.	Class I malocclusion with deepbite	Dr. Sweta
291.	Class II division 1 malocclusion with deepbite	Dr. Venkat
292.	Class I malocclusion with generalized spacing	Dr. Vinnie
293.	Class II division 1 malocclusion with generalized spacing	Dr. Archana
294.	Class II division 2 malocclusion	Dr. Meenu
295.	Class I malocclusion with bimaxillary proclination	Dr. Roshan
296.	Class I malocclusion with generalized spacing	Dr. Sneha
297.	Class III malocclusion with open bite	Dr. Suhasini
298.	Class I with crowding	Dr. Sweta
299.	Class I malocclusion with bimaxillary proclination	Dr. Venkat
300.	Class III with open bite malocclusion	Dr. Vinnie
301.	Class II division 1 malocclusion	Dr. Archana
302.	Class I malocclusion with deepbite	Dr. Meenu
303.	Class II division 1 malocclusion with deepbite	Dr. Roshan
304.	Class I malocclusion with generalized spacing	Dr. Sneha
305.	Class II division 1 malocclusion with generalized spacing	Dr. Suhasini
306.	Class II division 2 malocclusion	Dr. Sweta
307.	Class I malocclusion with bimaxillary proclination	Dr. Venkat
308.	Class I malocclusion with generalized spacing	Dr. Vinnie
309.	Class III malocclusion with open bite	Dr. Archana
310.	Class I with crowding	Dr. Meenu
311.	Class I malocclusion with bimaxillary proclination	Dr. Roshan
312.	Class II division 1 malocclusion	Dr. Sneha
313.	Class I malocclusion with deepbite	Dr. Suhasini
314.	Class II division 1 malocclusion with deepbite	Dr. Sweta
315.	Class I malocclusion with generalized spacing	Dr. Venkat
316.	Class II division 1 malocclusion with generalized spacing	Dr. Vinnie
317.	Class II division 2 malocclusion	Dr. Archana
318.	Class I malocclusion with bimaxillary proclination	Dr. Meenu
319.	Class I malocclusion with generalized spacing	Dr. Roshan
320.	Class III malocclusion with open bite	Dr. Sneha
321.	Class I with crowding	Dr. Suhasini



CHILDREN'S EDUCATION SOCIETY (Regd.)

THE OXFORD DENTAL COLLEGE

(Recognized by the Govt. of Karnataka, Affiliated to Rajiv Gandhi University of Health Sciences,
Karnataka & Recognised by Dental Council of India, New Delhi)

Bommanahalli, Hosur Road, Bangalore - 560 068.

Ph: 080-61754680 Fax : 080 - 61754693E-mail: deandirectortodc@gmail.com

Website: www.theoxford.edu

322.	Class I malocclusion with bimaxillary proclination	Dr. Sweta
323.	Class II division 1 malocclusion	Dr. Venkat
324.	Class I malocclusion with deepbite	Dr. Vinnie
325.	Class II division 1 malocclusion with deepbite	Dr. Archana
326.	Class I malocclusion with generalized spacing	Dr. Meenu
327.	Class II division 1 malocclusion with generalized spacing	Dr. Roshan
328.	Class II division 2 malocclusion	Dr. Sneha
329.	Class I malocclusion with bimaxillary proclination	Dr. Suhasini
330.	Class I malocclusion with generalized spacing	Dr. Sweta
331.	Class III malocclusion with open bite	Dr. Venkat
332.	Class II division 1 malocclusion	Dr. Vinnie
333.	Class I malocclusion with generalized spacing	Dr. Archana
334.	Class I malocclusion with impacted canines	Dr. Meenu
335.	Class III malocclusion	Dr. Roshan
336.	Class I malocclusion with deepbite	Dr. Sneha
337.	Class I malocclusion with midline diastema	Dr. Suhasini
338.	Class I malocclusion with bimaxillary protrusion	Dr. Sweta
339.	Class II division 2 malocclusion	Dr. Venkat
340.	Class II division 1 Subdivision maloc	Dr. Vinnie
341.	Class I with crowding	Dr. Archana
342.	Class I malocclusion with bimaxillary proclination	Dr. Meenu
343.	Class III with open bite malocclusion	Dr. Roshan
344.	Class II division 1 malocclusion	Dr. Sneha
Videos List		
345.	Biomechanics - Types of Tooth Movements in Orthodontics	Dr. Sneha
346.	Biomechanics of Tooth Movement	Dr. Suhasini
347.	Bionator	Dr. Sweta
348.	Bite Plane	Dr. Venkat
349.	Class I Malocclusion and Treatment	Dr. Vinnie
350.	Class II Malocclusion and Treatment	Dr. Archana
351.	Class III Malocclusion and Treatment	Dr. Meenu
352.	Cleft Lip and Cleft Palate	Dr. Roshan
353.	Development of Dentition 1	Dr. Sneha
354.	Development of Dentition 2	Dr. Suhasini
355.	Development of Facial Structures	Dr. Sweta
356.	Habits	Dr. Venkat
357.	Introduction to Orthodontics	Dr. Vinnie
358.	Nance	Dr. Archana
359.	Palatal Expander	Dr. Meenu
360.	Rapid Expansion	Dr. Roshan



CHILDREN'S EDUCATION SOCIETY (Regd.)

THE OXFORD DENTAL COLLEGE


(Recognized by the Govt. of Karnataka, Affiliated to Rajiv Gandhi University of Health Sciences,
Karnataka & Recognised by Dental Council of India, New Delhi)

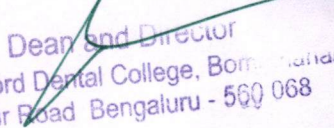
Bommanahalli, Hosur Road, Bangalore - 560 068.

Ph: 080-61754680 Fax : 080 - 61754693E-mail:deandirectortodc@gmail.com

Website: www.theoxford.edu

361.	Removable Appliances	Dr. Sneha
362.	Surgical Procedures in Orthodontics	Dr. Suhasini
363.	Thumb Sucking Habit	Dr. Sweta
364.	Tongue Thrusting Habit	Dr. Venkat
365.	Twin Block	Dr. Vinnie


Professor & Head
Dept. of Orthodontics
The Oxford Dental College, Bangalore


Dean and Director
The Oxford Dental College, Bommanahalli
Hosur Road Bangalore - 560 068



CHILDREN'S EDUCATION SOCIETY (Regd.)

THE OXFORD DENTAL COLLEGE

(Recognized by the Govt. of Karnataka, Affiliated to Rajiv Gandhi University of Health Sciences,
Karnataka & Recognised by Dental Council of India, New Delhi)
Bommanahalli, Hosur Road, Bangalore - 560 068.
Ph: 080-61754680 Fax : 080 - 61754693E-mail: deandirectortodc@gmail.com
Website: www.theoxford.edu

2018-19

Paediatric and Preventive Dentistry

List of Theory Topics (Taken Using PPTs)		
Sl. No	Topics	Staff Incharge
1.	Introduction to Pedodontics	Dr. Suresh
2.	Operative dentistry .	Dr. Priya
3.	Dental caries	Dr. Sneharaj
4.	Fluorides	Dr. Revathy
5.	Behaviour management in children.	Dr. Arshiya Shakir
6.	Interceptive orthodontics	Dr. Suresh
7.	Oral habits	Dr. Revathy
8.	Special care dentistry	Dr. Swati Manohar
9.	Traumatology	Dr. Priya
10.	Child psychology	Dr. Arshiya Shakir
11.	Gingival and periodontal diseases	Dr. Revathy
List of Seminars (Done Using PPTs)		
12.	Prenatal and postnatal growth of cranial vault, cranial base, maxilla, mandible	Dr. Suresh
13.	Blood supply of the face	Dr. Priya
14.	Blood groups and blood transfusions	Dr. Sneharaj
15.	Immunity	Dr. Revathy
16.	Genetics and dental caries	Dr. Arshiya Shakir
17.	Principles of cavity preparation in primary teeth	Dr. Suresh
18.	History of water fluoridation	Dr. Revathy
19.	Trauma-definition, classification, Etiology, epidemiology, prevalence	Dr. Swati Manohar
20.	Avulsion-treatment and storage media	Dr. Priya
21.	Cephalometric analysis: down's, steiner's, tweed's, mcnamara, rickets	Dr. Arshiya Shakir
22.	Occlusal guidance-recognition and management of malocclusion in primary dentition	Dr. Revathy
23.	Child psychology theories-cognitive theory, classical conditioning, operant condition, hierarchy of needs, Social learning theory	Dr. Suresh
24.	Epidemiology of dental caries	Dr. Priya
25.	Non-pharmacological behaviour management	Dr. Sneharaj
26.	Diagnosis of dental caries	Dr. Revathy
List of JCS (Done using PPTs)		
27.	Clemens j, gold j, chaffing j. Effect and acceptance of silver diamine fluoride treatment on dental caries in primary teeth. J public health dent 2018; 78(1):63-68.	Dr. Suresh
28.	Monte-Santo as et al. Prevalence of early loss of primary molar and its impact in schoolchildren quality of life. Int j paediatric dent 2018 ;28(6):595-601	Dr. Revathy

Handwritten signature



CHILDREN'S EDUCATION SOCIETY (Regd.)

THE OXFORD DENTAL COLLEGE

(Recognized by the Govt. of Karnataka, Affiliated to Rajiv Gandhi University of Health Sciences,
Karnataka & Recognised by Dental Council of India, New Delhi)
Bommanahalli, Hosur Road, Bangalore - 560 068.
Ph: 080-61754680 Fax : 080 - 61754693E-mail: deandirectortodc@gmail.com
Website: www.theoxford.edu

29.	Cadematori m, correa mb, silva r, goettens ml. Childhood social, emotional and behavioural problems and their association with behaviour in the dental setting. Int j paediatr dent 2019;29:43-49.	Dr. Swati Manohar
30.	Peak ae et al. Caries outcome following an intensive fluoride varnish treatment regimen for children at high risk for early childhood caries. Int j penitent 2018;28(3); 291-299.	Dr. Priya
31.	Boyd dh et al. the hall technique and conventional restorative treatment in New Zealand and children. primary oral health care-clinical outcomes at two years. Int j paediatric dent 2018; 28(2): 180-188.	Dr. Arshiya Shakir
32.	Raslan n, masri r. a randomized clinical trial to compare pain levels during three types of oral anesthetic injections and the effect of dental vibrate on injection pain in children. Int j paediatric dent.2018; 28(1):102-110.	Dr. Revathy
33.	Banihani a et al. Outcomes of the conventional and biological treatment approaches for the management of caries in the primary dentition. Int j paediatric 2018; 28(1): 12-22.	Dr. Suresh
34.	Dantas-neta nb et al. Factors associated with molar incisor hypo mineralization in schoolchild. aged 8-10 years: a case-control study. Int j paediatric dent 2018; 28(6): 570-577.	Dr. Priya
35.	Midani r et al. success rates of preformed metal crowns placed with the modified and standard hall technique in a paediatric dental setting. Int j paediatric dent 2019; 29(5): 550-556.	Dr. Sneharaj
36.	Custodia nb et al. maternal perception of the impact of anterior caries and its treatment on children. a qualitative study. Int j paediatric dent 2019; 29(5):642-649.	Dr. Revathy
37.	Leal Sc et al. Dental caries lesions in primary teeth without obvious cavitation: treatment decision-making process. Int j paediatric dent 2019; 29(4):422-428.	Dr. Arshiya Shakir
38.	Gatton Hernandez p et al. Minimally interventional restorative care of teeth with molar- incisor hypo mineralisation and open-apex. A 24- month longitudinal study. Int j paediatric dent 2020; 30(1): 4-10.	Dr. Suresh



CHILDREN'S EDUCATION SOCIETY (Regd.)

THE OXFORD DENTAL COLLEGE

(Recognized by the Govt. of Karnataka, Affiliated to Rajiv Gandhi University of Health Sciences,
Karnataka & Recognised by Dental Council of India, New Delhi)
Bommanahalli, Hosur Road, Bangalore - 560 068.
Ph: 080-61754680 Fax : 080 - 61754693E-mail:deandirectortodc@gmail.com
Website: www.theoxford.edu

39.	Martínez-rider r, garrocho-rangel a, márquez-preciado r, bolaños-carmona mv, islas-ruiz s, pozos-guillén a. Dental management of a child with incidentally detected haemophilia: report of a clinical case. Case rep dent. 2017:7429738.	Dr. Revathy
40.	Jefferson y. Mouth breathing: adverse effects on facial growth, health, academics, and behaviour. Gen dent. 2010;58(1):18-80.	Dr. Swati Manohar
41.	Bakarčić d, lajnert v, jokić ni, gržić r. Masticatory efficiency in children with cerebral palsy. Eur arch paediatr dent.2020	Dr. Priya
Case Presentations (If Any Done Using PPTs)		
42.	Management of anterior single tooth crossbite	Dr. Arshiya Shakir
43.	Management of symptomatic deep carious lesion in primary molar	Dr. Suresh
44.	Management of deep carious lesion with pain in primary molar	Dr. Revathy
45.	Endodontic management of primary molar using triple antibiotic paste	Dr. Swati Manohar
46.	Management of impacted maxillary right central incisor due to supernumerary teeth	Dr. Priya
47.	Management of carious primary molar using form cresol pulpotomy	Dr. Sneharaj
E-Posters		
48.	Differences between primary and permanent teeth	Dr. Swati
49.	Good oral hygiene	Dr. Arshiya
Videos List		
50.	Placement of Zirconia crowns	Dr. Swati
51.	Fabrication of T band	Dr. Arshiya

Dean and Director
The Oxford Dental College, Bommanahalli
Hosur Road Bengaluru - 560 068



CHILDREN'S EDUCATION SOCIETY (Regd.)

THE OXFORD DENTAL COLLEGE

(Recognized by the Govt. of Karnataka, Affiliated to Rajiv Gandhi University of Health Sciences,
Karnataka & recognised by Dental Council of India, New Delhi)
Bommanahalli, Hosur Road, Bangalore - 560 068.
Ph: 080-61754680 Fax : 080 - 61754693E-mail: deandirectortodc@gmail.com
Website: www.theoxford.edu

2018-19

Oral Pathology

List of Theory Topics		
Sl. No	Topics	Staff Incharge
1.	Development of Face and Oral Cavity	Dr. Leeky
2.	Tooth Development	Dr. Saleha
3.	Enamel	Dr. Seema
4.	Dentin	Dr. Shruti
5.	Pulp	Dr. Saleha
6.	Cementum	Dr. Leeky
7.	Periodontal Ligament	Dr. Komali
8.	Bone	Dr. Shruti
9.	Oral Mucous Membrane	Dr. Komali
10.	Salivary glands	Dr. Leeky
11.	Tooth Eruption	Dr. Saleha
12.	Shedding of Deciduous teeth	Dr. Saleha
13.	Histochemistry of Oral Tissues	Dr. Leeky
14.	Maxillary Sinus	Dr. Leeky
15.	Temporo-Mandibular Joint	Dr. Seema
16.	Theories of Mineralisation	Dr. Shruti
17.	Landmarks	Dr. Komali
18.	Tooth Numering Systems	Dr. Ashwini
19.	Differences between permanent and deciduous teeth	Dr. Ashwini
20.	Permanent Maxillary Central Incisor	Dr. Saleha
21.	Permanent Maxillary Lateral Incisor	Dr. Ashwini
22.	Permanent Maxillary Canine	Dr. Komali
23.	Maxillary First Premolar	Dr. Seema
24.	Maxillary Second Premolar	Dr. Seema
25.	Permanent Maxillary First Molar	Dr. Shruti
26.	Permanent Maxillary Second Molar	Dr. Seema
27.	Permanent Maxillary Third Molar	Dr. Seema
28.	Permanent Mandibular Central Incisor	Dr. Seema
29.	Permanent Mandibular Lateral Incisor	Dr. Seema
30.	Permanent Mandibular Canine	Dr. Leeky
31.	Mandibular First Premolar	Dr. Saleha
32.	Mandibular Second Premolar	Dr. Komali
33.	Permanent Mandibular First Molar	Dr. Saleha
34.	Permanent Mandibular Second Molar	Dr. Seema
35.	Permanent Mandibular Third Molar	Dr. Seema
36.	Developmental Disturbances of Oral and Paraoral Structures	Dr. Leeky
37.	Benign Epithelial Tumours of the Oral Cavity	Dr. Komali
38.	OPMDS	Dr. Leeky
39.	Malignant Epithelial Tumours of the Oral Cavity	Dr. Saleha
40.	Benign Connective Tissue Tumours of the Oral Cavity	Dr. Shruti

[Signature]
Prof. & HOD
Dept. of Oral & Maxillofacial
Pathology & Microbiology

The Oxford Dental College, Bangalore

102

Dear Sir,
The Oxford Dental College, Bommanahalli
Hosur Road Bengaluru - 560 068



CHILDREN'S EDUCATION SOCIETY (Regd.)

THE OXFORD DENTAL COLLEGE

(Recognized by the Govt. of Karnataka, Affiliated to Rajiv Gandhi University of Health Sciences,
Karnataka & Recognised by Dental Council of India, New Delhi)
Bommanahalli, Hosur Road, Bangalore – 560 068.
Ph: 080-61754680 Fax : 080 – 61754693E-mail:deandirectortodc@gmail.com
Website: www.theoxford.edu

41.	Malignant Connective Tissue Tumours of the Oral Cavity	Dr. Shruti
42.	Tumours of the Salivary Glands	Dr. Leeky
43.	Cysts and Tumours of Odontogenic Origin	Dr. Saleha and Dr. Komali
44.	Bacterial Infections of the Oral Cavity	Dr. Seema
45.	Viral Infections of the Oral Cavity	Dr. Shruti
46.	Mycotic Infections of the Oral Cavity	Dr. Saleha
47.	Diseases of the Periodontium	Dr. Saleha
48.	Dental Caries	Dr. Seema
49.	Diseases of the Pulp and Periapical Tissues	Dr. Leeky
50.	Spread of Oral Infection	Dr. Saleha
51.	Physical and Chemical injuries of the Oral Cavity	Dr. Saleha
52.	Regressive Alterations of the teeth	Dr. Leeky
53.	Healing of Oral wounds	Dr. Komali
54.	Oral Aspects of Metabolic disease	Dr. Shruti
55.	Allergic and Immunologic diseases of the Oral Cavity	Dr. Saleha
56.	Diseases of Bone and Joints	Dr. Saleha
57.	Diseases involving RBCs	Dr. Shruti
58.	Diseases involving WBCs	Dr. Seema
59.	Diseases involving Platelets	Dr. Shruti
60.	Diseases of the Skin	Dr. Shruti
61.	Diseases of Nerves and Muscles	Dr. Shruti
62.	Forensic Odontology	Dr. Seema
List of Seminars		
63.	Saliva as A Diagnostic Tool	Dr. Leeky M
64.	Spindle Cell Lesions	Dr. Saleha
65.	Collagen Disorders	Dr. Saleha
66.	Biopsy	Dr. Leeky M
67.	Pigmented Oral Lesions	Dr. Leeky M
List of JCs		
mm.	Myofibroblast lesions in the oral cavity: Immunohistochemical and ultrastructural analysis. Wiley Oral Diseases. 2019; 25:174–181.	Dr. Veena
nn.	Oral Cavity and Oropharyngeal Squamous Cell Carcinoma—An Update. CA CANCER J CLIN 2015; 65:401– 421	Dr. Veena
oo.	Hallmarks of Cancer-Related Newly Prognostic Factors of Oral Squamous Cell Carcinoma. Int. J. Mol. Sci. 2018, 19, 2413; doi:10.3390/ijms19082413	Dr. Harshini
pp.	Importance of Depth of Invasion in Patients with Oral Squamous Cell Carcinoma: A Review Article. Journal of Orofacial Sciences Volume 10 Issue 1 January-June 2018	Dr. Harshini



CHILDREN'S EDUCATION SOCIETY (Regd.)

THE OXFORD DENTAL COLLEGE


(Recognized by the Govt. of Karnataka, Affiliated to Rajiv Gandhi University of Health Sciences,
Karnataka & Recognised by Dental Council of India, New Delhi)


Bommanahalli, Hosur Road, Bangalore - 560 068.

Ph: 080-61754680 Fax : 080 - 61754693E-mail: deandirectortodc@gmail.com

Website: www.theoxford.edu

qq.	Five Developmental Anomalies in a Single Patient: A Rare Case Report. Journal of Clinical and Diagnostic Research. 2012 November, Vol-6(9): 1603-1605	Dr. Pavithra
rr.	Chronic suppurative osteomyelitis: A case report. Journal of Advanced Clinical & Research Insights (2016), 3, 220-223	Dr. Pavithra
ss.	Malignant transformation of oral leukoplakia: a systematic review of observational studies. J Oral Pathol Med (2015)	Dr. Harshini
Case Presentations		
68.	Homogenous Leukoplakia	Dr. Leeky
69.	Aot	Dr. Saleha
70.	Mucocele	Dr. Komali
Videos for Teaching Purpose		
71.	Carving of Incisor Teeth	Dr. Leeky M
72.	Carving of Canines	Dr. Saleha J
73.	Carving of Premolars	Dr. Komali
74.	Carving of Molars	Dr. Shruti


Prof. & HOD
Dept. of Oral & Maxillofacial
Pathology & Microbiology
The Oxford Dental College,
Bommanahalli, Bangalore


Dean and Director
The Oxford Dental College, Bommanahalli
Hosur Road Bengaluru - 560 068



CHILDREN'S EDUCATION SOCIETY (Regd.)

THE OXFORD DENTAL COLLEGE

(Recognized by the Govt. of Karnataka, Affiliated to Rajiv Gandhi University of Health Sciences,
Karnataka & Recognised by Dental Council of India, New Delhi)
Bommanahalli, Hosur Road, Bangalore - 560 068.
Ph: 080-61754680 Fax: 080 - 61754693E-mail:deandirectortodcc@gmail.com
Website: www.theoxford.edu

2018-19

Public Health Dentistry

List of Theory Topics (Taken Using PPTs)		
Sl. No	Topics	Staff Incharge
1.	Environment and health, introduction	Dr. Archana Krishna Murthy
2.	Water purification	Dr. Manjunath C
3.	Disposal of waste	Dr. Shilpashree. K. B
4.	Biomedical waste management	Dr. Madhusudhan. S
5.	General epidemiology, introduction	Dr. Shwetha. R
6.	Descriptive epidemiology	Dr. Md. Zabirunnisa Begum
7.	Analytical epidemiology	Dr. Divya. BM
8.	Experimental epidemiology	Dr. Deepa. D
9.	Health education and communication	Dr. Vignesh D
10.	Health care delivery system	Dr. Ameena Musareth V M
11.	PHC and CHC	Dr. Archana Krishna Murthy
12.	Ayush	Dr. Manjunath C
13.	Health agencies - national and international	Dr. Shilpashree. K. B
14.	WHO	Dr. Madhusudhan. S
15.	Health programmes in india	Dr. Shwetha. R
16.	Hospital administration	Dr. Md. Zabirunnisa Begum
17.	Behavioural sciences	Dr. Divya. BM
18.	epidemiology of dental caries	Dr. Deepa. D
19.	epidemiology of periodontal disease	Dr. Vignesh D
20.	Epidemiology of oral cancer	Dr. Ameena Musareth V M
21.	Nutrition and health	Dr. Divya. BM
22.	Survey	Dr. Deepa. D
List of Seminars (Done Using PPTs)		
23.	Epidemiology of precancerous lesions and conditions	Dr. Archana Krishna Murthy
24.	Prevention of oral potentially malignant disorders	Dr. Manjunath C
25.	Prediction of Periodontitis risk and risk profiles	Dr. Shilpashree. K. B
26.	Drug addiction and tolerance	Dr. Madhusudhan. S
27.	Inflammation and chemical mediators	Dr. Shwetha. R
28.	Sociology and public health	Dr. Md. Zabirunnisa Begum
29.	Introduction to genetics	Dr. Archana Krishna Murthy
30.	Social security	Dr. Manjunath C
31.	Care of children	Dr. Shilpashree. K. B
32.	Diagnosis of dental caries	Dr. Madhusudhan. S
33.	Critical evaluation of dental caries indices	Dr. Shwetha. R
34.	Trends in oral cancer	Dr. Md. Zabirunnisa Begum

Shilpa K.M
Professor & Head
Dept. of Public Health Dentistry
The Oxford Dental College, Bangalore

105
Dean and Director

The Oxford Dental College, Bommanahalli
Hosur Road Bangalore - 560 068



CHILDREN'S EDUCATION SOCIETY (Regd.)

THE OXFORD DENTAL COLLEGE

(Recognized by the Govt. of Karnataka, Affiliated to Rajiv Gandhi University of Health Sciences,
Karnataka & Recognised by Dental Council of India, New Delhi)

Bommanahalli, Hosur Road, Bangalore - 560 068.

Ph: 080-61754680 Fax: 080 - 61754693E-mail:deandirectortodc@gmail.com

Website: www.theoxford.edu

35.	Chemo-mechanical caries removal	Dr. Archana Krishna Murthy
36.	Physiology of pancreas	Dr. Manjunath C
37.	Adverse Drug reactions	Dr. Shilpashree. K. B
38.	Edema, thrombosis and embolism	Dr. Madhusudhan. S
39.	Social psychology and public health	Dr. Shwetha. R
40.	Emporiatics	Dr. Md. Zahirunnisa Begum
41.	Saliva and oral health	Dr. Archana Krishna Murthy
42.	Child health problems	Dr. Manjunath C
43.	Trends in dental caries	Dr. Shilpashree. K. B
44.	Lymphatic system	Dr. Madhusudhan. S
45.	Emergency Drugs in dentistry	Dr. Shwetha. R
46.	Neoplasia and metastasis	Dr. Md. Zahirunnisa Begum
47.	Anthropology and public health	Dr. Archana Krishna Murthy
48.	Lymph nodes of head and neck	Dr. Manjunath C
49.	Gingival crevicular fluid	Dr. Shilpashree. K. B
50.	Critical evaluation of fluorosis indices	Dr. Madhusudhan. S
51.	Muscles of mastication	Dr. Shwetha. R
52.	Blood clotting mechanism	Dr. Md. Zahirunnisa Begum
53.	Local anaesthesia	Dr. Archana Krishna Murthy
54.	Parotid gland	Dr. Manjunath C
List of JCS (Done Using PPTs)		
55.	Effects of audio-visual distraction in children with special health care needs during dental restoration: A Randomized crossover clinical trial	Dr. Archana Krishna Murthy
56.	Cost minimization analysis of an outreach dental science: a pilot study at akayama local front in Nigeria	Dr. Manjunath C
57.	Cost effective analysis of health promotion progress: A case study of smoking prevention and cessation among students	Dr. Shilpashree. K. B
58.	Cost effectiveness through dental health: from guidelines for caries prevention among 12-15year old in Sweden.	Dr. Madhusudhan. S
59.	Oral lichen planus and dental metastasis: a case-control study	Dr. Shwetha. R
60.	Rural placement experience in dental education and the impact on professional intention and employment outcomes-a systematic review	Dr. Md. Zahirunnisa Begum



CHILDREN'S EDUCATION SOCIETY (Regd.)

THE OXFORD DENTAL COLLEGE

(Recognized by the Govt. of Karnataka, Affiliated to Rajiv Gandhi University of Health Sciences,

Karnataka & Recognised by Dental Council of India, New Delhi)

Bommanahalli, Hosur Road, Bangalore - 560 068.

Ph: 080-61754680 Fax : 080 - 61754693E-mail:deandirectortodc@gmail.com

Website: www.theoxford.edu

61.	Prioritising public health, a qualitative study of decision making to reduce inequality	Dr. Archana Krishna Murthy
62.	Characteristics of effective simulation teachers as identified by dental students: A qualitative study	Dr. Manjunath C
63.	Blended learning for reinforcing dental pharmacology in the clinical year: A qualitative study	Dr. Shilpashree. K. B
64.	Chronic kidney disease and use of dental services in a united states public health care system: A retrospective cohort study	Dr. Madhusudhan. S
65.	Oral health status and adverse pregnancy outcomes among pregnant women in Haryana	Dr. Shwetha. R
66.	Medical students experience in prison health services and social cognitive career choice: A qualitative study	Dr. Md. Zabirunnisa Begum
67.	Effectiveness, cost-effectiveness and cost benefit of a single annual professional intervention for the prevention of childhood dental caries in a remote rural indigenous community	Dr. Archana Krishna Murthy
68.	Second hand smoke and incidence of dental caries in deciduous teeth among children. in Japan: population based retrospective cohort study	Dr. Manjunath C
69.	Costs of a school-based dental mobile service in South Africa	Dr. Shilpashree. K. B
70.	Cost effective analysis of caries preventive fluoride varnish applications in clinic setting among patients of low, moderate and high risk	Dr. Shwetha
71.	Validation of a Persian version of the OIDP index	Dr. Shwetha. R
72.	PUFA- An index of clinical consequences of untreated dental caries	Dr. Md. Zabirunnisa Begum
73.	Validation of ICMR index for identification of dental fluorosis in epidemiological studies	Dr. Archana Krishna Murthy
74.	Psychological stress and recurrent aphthous stomatitis	Dr. Manjunath C
75.	Braces versus Invisalign: gingival parameters and patient satisfaction: a cross sectional study	Dr. Shilpashree. K. B
76.	Cost effective analysis of dental sealants versus fluoride varnishes in a community-based setting	Dr. Madhusudhan. S
77.	Validation of stress questionnaire in Nepal	Dr. Shwetha. R



CHILDREN'S EDUCATION SOCIETY (Regd.)

THE OXFORD DENTAL COLLEGE

(Recognized by the Govt. of Karnataka, Affiliated to Rajiv Gandhi University of Health Sciences,
Karnataka & Recognised by Dental Council of India, New Delhi)

Bommanahalli, Hosur Road, Bangalore - 560 068.

Ph: 080-61754680 Fax : 080 - 61754693E-mail:deandirectortodc@gmail.com

Website: www.theoxford.edu

78.	Sensitivity, specificity and reliability of radiographic periapical diagnosis of posterior teeth	Dr. Archana KM
79.	Organizational capacity for change in health care: development and validation on a scale	Dr. Archana Krishna Murthy
80.	Periodontal Changes in Children and Adolescents with Diabetes A case-control study	Dr. Manjunath C
81.	Influence of feeding practices on dental caries. A case-control study	Dr. Shilpashree. K. B
82.	Dietary factors associated with dental erosion: A meta-analysis	Dr. Madhusudhan. S
83.	Incidence of Tooth Loss in Adults: A 4-Year Population-Based Prospective Cohort Study	Dr. Shwetha. R
84.	Tooth loss and risk of dementia in community	Dr. Manjunath
E-Poster		
85.	Let's Chase the Care Than the Cure	Dr. Madhusudhan
86.	Time to Care When It's Time for Prevention	Dr. Shilpashree
87.	Redefining Oral Health Care Through Incorporating Artificial Intelligence Technology in Primary Prevention	Dr. Archana KM
88.	Envisioning the oral health of India through primary prevention	Dr. Manjunath
89.	Approach to Prevent Oral Cancer In Rural Areas	Dr. Archana KM

Archana M.

Professor & Head
Dept. of Public Health Dentistry
The Oxford Dental College, Bangalore

[Signature]
Dean and Director
The Oxford Dental College, Bommanahalli
Hosur Road Bangalore - 560 068



CHILDREN'S EDUCATION SOCIETY (Regd.)

THE OXFORD DENTAL COLLEGE

(Recognized by the Govt. of Karnataka, Affiliated to Rajiv Gandhi University of Health Sciences,
Karnataka & Recognised by Dental Council of India, New Delhi)
Bommanahalli, Hosur Road, Bangalore - 560 068.
Ph: 080-61754680 Fax : 080 - 61754693E-mail:deandirectortodc@gmail.com
Website: www.thepxford.edu

List of e-Content/e-Course Developed and delivered by Faculties – Department
Wise (PowerPoint Presentations, Word Files, PDFs, Audio/Video Downloaded,
Animations Downloaded) 2019-20

Oral Medicine & Radiology

List of Theory Topics (Using PPTs)		
Sl. No	Topic	Staff Incharge
1.	Safety and Protection	Dr. Anuradha pai
2.	Transplantation medicine	Dr. Anuradha pai
3.	WBC disorders	Dr. Anuradha pai
4.	Antibiotics	Dr. Anuradha pai
5.	Forensic odontology	Dr. Bharathai
6.	Bleeding disorders	Dr. Bharathi
7.	Faulty radiographs	Dr. Bharathi
8.	Forensic odontology	Dr. Bharathi
9.	IOPA Radiographs	Dr. Bharathi
10.	Odontogenic tumors	Dr. Sushmini
11.	Orofacial pain	Dr. Sushmini
12.	Pigmented lesions	Dr. Sushmini
13.	Processing X ray films	Dr. Sushmini
14.	Radiographic interpretation	Dr. Sushmini
15.	Red and white lesions	Dr. Asha
16.	Soft tissue calcifications	Dr. Asha
17.	X-ray films and accessories	Dr. Asha
18.	Chair side investigations	Dr. Asha
19.	occlusal radiography	Dr. Asha
20.	TMJ disorders and management	Dr. Shivu
21.	TMJ imaging	Dr. Shivu
22.	TMJ disorders	Dr. Shivu
23.	Age and gender estimation	Dr. Shivu
24.	Bacterial infections	Dr. Sheshaprasad
25.	Corticosteroids	Dr. shashaprasad
26.	Effects of Drugs on hard and soft tissues	Dr. Sheshaprasad
27.	Space infections	Dr. Sheshaprasad
28.	Introduction to oral medicine	Dr. Sheshaprasad
29.	Medicine	Dr. Sowbhagya
30.	Multilocular and multiple radiolucencies	Dr. Sowbhagya
31.	Multilocular radiolucencies	Dr. Sowbhagya
32.	Radiation biology	Dr. Sowbhagya
33.	Radiation physics	Dr. Sindhu
34.	Radiation physics	Dr. Sindhu
35.	Tongue disorders Transplantation medicine	Dr. Sindhu
36.	Ultrasonography	Dr. Sindhu
37.	X-ray films and accessories	Dr. Sindhu

Anuradha

Professor & Head

Dept. of Oral Medicine & Radiology
The Oxford Dental College, Bangalore

Dean and Director

The Oxford Dental College, Bommanahalli
Hosur Road, Bangalore - 560 068



CHILDREN'S EDUCATION SOCIETY (Regd.)

THE OXFORD DENTAL COLLEGE

(Recognized by the Govt. of Karnataka, Affiliated to Rajiv Gandhi University of Health Sciences,

Karnataka & Recognised by Dental Council of India, New Delhi)

Bommanahalli, Hosur Road, Bangalore - 560 068.

Ph: 080-61754680 Fax : 080 - 61754693E-mail: deandirectortodc@gmail.com

Website: www.theoxford.edu

38.	Assessment of pain and burning sensation	Dr. Divya
39.	Bleeding disorders	Dr. Divya
40.	Blood disorders	Dr. Divya
41.	TMJ	Dr. Divya
42.	CT and MRI	Dr. Divya
43.	Cysts of the jaws	Dr. Raghunand
44.	Digital imaging	Dr. Raghunand
45.	Diseases of bone	Dr. Raghunand
46.	Extraoral radiography	Dr. Raghunand
List of Seminars (Using PPTs)		
47.	Platelets, coagulation pathway & applied aspects	Dr. Shrijana
48.	TMJ imaging	Dr. Arpita
49.	Vitamins and minerals	Dr. Sikha
50.	Salivary gland imaging	Dr. Shabana
51.	Carbohydrate & Lipid metabolism	Dr. Twinkle
52.	Iron metabolism	Dr. Kalyan
53.	Diseases of GIT	Dr. Agrah
54.	Hematologic disorders	Dr. Sheetal
55.	Inflammation	Dr. Shabnoor
56.	Bleeding disorders	Dr. Sikha
57.	Systemic diseases manifested in jaws	Dr. Shabana
58.	Metastasis	Dr. Sikha
59.	Carcinogenesis	Dr. Shabana
60.	Hepatitis	Dr. Twinkle
61.	Coagulation disorders	Dr. Kalyan
62.	Haemorrhage, Shock & Edema	Dr. Agrah
63.	Ultrasonography	Dr. Sheetal
64.	Spread of infection	Dr. Shabnoor
65.	CBCT	Dr. Sikha
66.	Foci of infection	Dr. Shabana
67.	Oral microflora	Dr. Sheetal
68.	Alveolar bone	Dr. Shabnoor
69.	Nuclear medicine	Dr. Kalyan
LIST OF JCs (Using PPTs)		
70.	Large antibioma resulting from injudicious use of antibiotics - a rare case report	Dr. Sikha
71.	Anatomically shaped cranial collimation for lateral cephalometric radiography- a technical report	Dr. Shabana
72.	Rare occurrence of herpes zoster, of trigeminal nerve after extraction of tooth	Dr. Twinkle
73.	Efficacy of veins methods of evaluating the morbidity and mortality in OSMF patients	Dr. Kalyan
74.	Condylar remodelling accompanying splint therapy- a CBCT study I n patients with TMJ disc displacement	Dr. Agrah



CHILDREN'S EDUCATION SOCIETY (Regd.)

THE OXFORD DENTAL COLLEGE

(Recognized by the Govt. of Karnataka, Affiliated to Rajiv Gandhi University of Health Sciences,
Karnataka & Recognised by Dental Council of India, New Delhi)
Bommanahalli, Hosur Road, Bangalore - 560 068.
Ph: 080-61754680 Fax : 080 - 61754693E-mail: deandirectortodc@gmail.com
Website: www.theoxford.edu

75.	c-reactive protein as a prognostic indicator in OSCC- A retrospective study	Dr. Sheetal
76.	Premature loss of primary teeth with gingival erythema: an alert to dentist	Dr. Shabnoor
77.	An expert system for the diagnosis and management of oral ulcers	Dr. Sikha
78.	Medical management of OCP-a systematic review	Dr. Shabana
79.	Dental root agenesis following radiation and antineoplastic therapy-a case report	Dr. Sheetal
80.	Antibiotics in irreversible pulpitis -a systematic review	Dr. Shabnoor
81.	KCOT- in anterior maxilla	Dr. Kalyan
82.	Influence of hypertension on pH of saliva in older adults	Dr. Shabana
83.	Image gently: radiation protection for pediatric imaging	Dr. Twinkle
84.	Orofacial plain and prospects of precision medicine	Dr. Kalyan
85.	Autologous bone marrow concentration therapy in OSMF	Dr. Agrah
86.	Editorial: second opinion reporting in head and neck pathology perspective of muller et al	Dr. Sheetal
87.	Evolution of effect of transcutaneous electrical nerve stimulation on salivary flow rate in radiation induced xerostomia patient	Dr. Shabnoor
88.	Implication and application of systematic reviews for evidence-based dentistry and comparative effectiveness research	Dr. Sikha
89.	Efficacy of vit. E in OSMF: A clinical and histopathologic study	Dr. Shabnoor
90.	Swift MRI imaging technique in dentistry	Dr. Sikha
91.	Toluidine blue aids in detection of dysplasia and carcinoma in suspicious oral lesions	Dr. Shabana
92.	Xeroderma pigmentosa -man deprived of right to light	Dr. Sheetal
93.	Clinicopathologic conference: a man with progressive alveolar bone loss \$spontaneous tooth loss	Dr. Shabnoor
94.	Swollen and ulcerated maxillary gingiva	Dr. Kalyan
95.	Editorial: dental research in India: challenges and opportunities	Dr. Shabana
96.	Multiple oral ulcers leading to diagnosis of pulmonary TB	Dr. Twinkle
97.	Lipid proteinosis- a rare encounter in dental office	Dr. Kalyan



CHILDREN'S EDUCATION SOCIETY (Regd.)

THE OXFORD DENTAL COLLEGE

(Recognized by the Govt. of Karnataka, Affiliated to Rajiv Gandhi University of Health Sciences,
Karnataka & Recognised by Dental Council of India, New Delhi)
Bommanahalli, Hosur Road, Bangalore - 560 068.
Ph: 080-61754680 Fax : 080 - 61754693E-mail:deandirectortodc@gmail.com
Website: www.theoxford.edu

Case Presentations		
98.	Geographic tongue	Dr. Sheetal
99.	Recurrent aphthous ulcer	Dr. Shabnoor
100.	Buccal space infection	Dr. Sikha
101.	Traumatic fibroma	Dr. Shabnoor
102.	Traumatic ulcer of tongue	Dr. Sikha
103.	Verrucous carcinoma	Dr. Shabana
104.	Chemotherapy and radiotherapy induced mucositis	Dr. Sheetal
105.	Chronic suppurative osteomyelitis	Dr. Shabnoor
106.	Ectodermal dysplasia	Dr. Kalyan
107.	Osteoradionecrosis	Dr. Shabana
108.	Central giant cell granuloma	Dr. Twinkle
109.	Oral lichen planus	Dr. Kalyan
110.	Buccal space infection	Dr. Agrah
111.	Leukoplakia	Dr. Sheetal
112.	Generalised aggressive periodontitis	Dr. Shabnoor
113.	Chemical burn	Dr. Sikha
114.	Buccal space infection	Dr. Shabnoor
115.	Verruciform xanthoma	Dr. Sikha
116.	Radicular cyst	Dr. Shabana
117.	Carcinoma of tongue	Dr. Sheetal
118.	Radicular cyst involving right maxillary sinus	Dr. Shabnoor
119.	Tobacco pouch keratosis	Dr. Kalyan
120.	Disc displacement without reduction	Dr. Shabana
121.	Fracture of mandibular body	Dr. Twinkle
E-Posters		
122.	Poster-Nuclear medicine in Oro facial diagnosis	Dr. Sheetal
123.	Poster-Shedding lights on lasers	Dr. Shabnoor
124.	Paper-Cone beam computed tomography imaging in oral cancer	Dr. Sikha
125.	Poster-Dermatoglyphics in Oral Diseases	Dr. Kalyan
126.	T - Scan -Poster	Dr. Shabana
127.	Cochrane And Comet Initiative - Poster	Dr. Twinkle
128.	Paper- Salivary biomarkers as diagnostic tool for oral cancer - An insight	Dr. Agrah
Videos List		
129.	Functioning of CT/MRI	Dr. Anuradha pai
130.	Processing of radiograph	Dr. Bharathi
131.	Laser	Dr. Sushmini
132.	Needling	Dr. Asha

Anuradha

[Signature]
Dean and Director
The Oxford Dental College, Bommanahalli
Hosur Road Bengaluru - 560 068



CHILDREN'S EDUCATION SOCIETY (Regd.)

THE OXFORD DENTAL COLLEGE

(Recognized by the Govt. of Karnataka, Affiliated to Rajiv Gandhi University of Health Sciences,
Karnataka & recognised by Dental Council of India, New Delhi)
Bommanahalli, Hosur Road, Bangalore - 560 068.
Ph: 080-61754680 Fax : 080 - 61754693E-mail:deandirectortodc@gmail.com
Website: www.theoxford.edu

2019-20

Oral & Maxillofacial Surgery

SL. No.	Topic	Staff Incharge
1.	Maxillary nerve blocks	Dr. Harish Kumar A
2.	Muscles of mastication	Dr. Santosh BS
3.	Cerebrovascular accidents	Dr. Kavitha R
4.	Frontal bone fractures	Dr. Supriya B
5.	Maxillary sinus and disorders / pathologies	Dr. Harish babu
6.	Surgical anatomy of temporomandibular joint	Dr. Diana Daniel
List of Seminars (Using PPTs)		
7.	Complication of local anaesthesia	Dr. Nandan
8.	Lymphatic drainage of head and neck	Dr. Supriya B
9.	Sterilization and Disinfectants	Dr. Harish Kumar A
10.	Paranasal air sinuses	Dr. Supriya B
11.	Blood and its components	Dr. Santosh BS
12.	Skin and appendages	Dr. Diana Daniel
13.	NOE fractures	Dr. Kavitha R
14.	Development of head, face and neck	Dr. Harish Kumar A
15.	Anatomy of tongue and palate	Dr. Santosh BS
16.	Dental socket	Dr. Harish babu
17.	Trigeminal neuralgia	Dr. Kavitha R
18.	Biopsy	Dr. Harish Kumar A
19.	Condylar fractures	Dr. Nandan
List of JCs (Using PPTs)		
20.	Skeletal stability after mandibular advancement in BSSO during adolescence	Dr. Diana Daniel
21.	Elimination of permanent injuries to the inferior alveolar nerve following third molar surgery	Dr. Harish Kumar A
22.	Oral squamous cell carcinoma management of the clinically negative neck	Dr. Kavitha R
23.	New algorithm for management of orbital blow out fracture based on prospective study	Dr. Supriya B
24.	Acute open callus manipulation and clinical experience with a new surgical technique for solving problems in distraction osteogenesis.	Dr. Santosh BS
25.	Assessment of nerve injury after surgical removal of mandibular third molar: A prospective study	Dr. Harish Kumar A
26.	Surgical approaches for condylar fractures related to facial nerve injury: deep versus superficial dissection.	Dr. Diana Daniel
27.	Efficacy of arthrocentesis versus arthrocentesis with sodium hyaluronic acid in TMJ osteoarthritis - a comparative study	Dr. Santosh BS
28.	Piezoelectric alveolar ridge splitting technique with simultaneous implant placement - A cohort study with 2yr evaluation	Dr. Harish babu

[Signature]
Prof. Dr. ...
Dept. of Oral & Maxillofacial Surgery
The Oxford Dental College, Bangalore

114
Dear and Director
The Oxford Dental College, Bommanahalli
Hosur Road, Bengaluru - 560 068



CHILDREN'S EDUCATION SOCIETY (Regd.)

THE OXFORD DENTAL COLLEGE

(Recognized by the Govt. of Karnataka, Affiliated to Rajiv Gandhi University of Health Sciences,
Karnataka & recognised by Dental Council of India, New Delhi)
Bommanahalli, Hosur Road, Bangalore - 560 068.
Ph: 080-61754680 Fax : 080 - 61754693E-mail:deandirectortodc@gmail.com
Website: www.theoxford.edu

29.	Treatment of AVM of mandible with resection and immediate reconstruction	Dr. Harish Kumar A
30.	Intraoral distraction osteogenesis for the correction of facial deformities following TMJ ankylosis	Dr. Nandhan
Case Presentations		
31.	Traumatic ulcer of left buccal mucosa	Dr. Harish Kumar A
32.	Squamous cell carcinoma of left maxilla	Dr. Diana Daniel
33.	Horizontal impaction of lower third molars and mesiangular impaction of upper third molar	Dr. Kavitha R
34.	Kennedy Class IV edentulous arch fractures and replacement with immediate implant.	Dr. Harish Kumar A
35.	Buccal space infection w.r.t 47 region	Dr. Harish Kumar A

Handwritten signature in blue ink.

Handwritten signature in green ink.
Dean and Director
The Oxford Dental College, Bommanahalli
Hosur Road Bengaluru - 560 068



CHILDREN'S EDUCATION SOCIETY (Regd.)

THE OXFORD DENTAL COLLEGE

(Recognized by the Govt. of Karnataka, Affiliated to Rajiv Gandhi University of Health Sciences,

Karnataka & Recognised by Dental Council of India, New Delhi)

Bommanahalli, Hosur Road, Bangalore - 560 068.

Ph: 080-61754680 Fax : 080 - 61754693E-mail: deandirectortodc@gmail.com

Website: www.theoxford.edu

2019-20

Conservative Dentistry & Endodontics

List of Theory Topics (Using PPTs)		
Sl. No	Topic	Staff Incharge
1.	ICM	Dr. Aarti
2.	Inlay	Dr. Lekha
3.	MID	Dr. Srinivas
4.	Lasers	Dr. Srinivas
5.	Composite	Dr. Lekha
6.	Moisture Control	Dr. Champa
7.	Cleaning and Shaping	Dr. Jaykumar
8.	Obturator Technique	Dr. Sirekha
9.	Endo Mishap	Dr. Archana
10.	Post Endo Restoration	Dr. Jaykumar
11.	Cavity Preparation for Inlay	Dr. Champa
12.	Endodontic Surgery	Dr. Lekha
13.	Endodontic Diagnostic Aids	Dr. Jaykumar
List of Seminars (Using PPTs)		
14.	Complex Amalgam	Dr. Sirekha
15.	Working Length Determination	Dr. Jaykumar
16.	Endodontic Microbiology	Dr. Lekha
17.	Root End Filling Material	Dr. Sirekha
18.	Pulpal Response	Dr. Ashwija
19.	Enamel	Dr. Srinivas
20.	Dentin and Its Clinical Significance	Dr. Archana
21.	Pulp	Dr. Ashwija
22.	Temporomandibular Joint	Dr. Lekha
23.	Muscles of Mastication	Dr. Jaykumar
24.	Sterilization	Dr. Vijay
25.	Tarnish and Corrosion	Dr. Ashwija
26.	Saliva and Salivary Gland	Dr. Archana
27.	Periodontal Ligament	Dr. Champa
28.	Nanotechnology	Dr. Ashwija
29.	Pulp Capping Agents	Dr. Lekha
30.	Endodontic Microbiology Part I	Dr. Jaykumar
31.	Infection Control	Dr. Sirekha
32.	Glass Ionomer Cement	Dr. Vijay
33.	Analgesics	Dr. Archana
34.	Cad/Cam	Dr. Champa
35.	Sampling	Dr. Lekha
36.	Endodontic Microbiology Part II	Dr. Srinivas
37.	Cementum	Dr. Srinivas
38.	Arterial, Venous and Lymphatic Drainage	Dr. Vijay
39.	Endo Perio Lesions	Dr. Sirekha
40.	Ceramics	Dr. Sirekha

116

Prof. Dr. Sirekha
Dept. of Conservative Dentistry & Endodontics
The Oxford Dental College, Bangalore

Dean and Director
The Oxford Dental College, Bommanahalli
Hosur Road, Bengaluru - 560 068



CHILDREN'S EDUCATION SOCIETY (Regd.)

THE OXFORD DENTAL COLLEGE

(Recognized by the Govt. of Karnataka, Affiliated to Rajiv Gandhi University of Health Sciences,

Karnataka & Recognised by Dental Council of India, New Delhi)

Bommanahalli, Hosur Road, Bangalore - 560 068.

Ph: 080-61754680 Fax : 080 - 61754693E-mail:deandirectortodc@gmail.com

Website: www.theoxford.edu

41.	Pain	Dr. Ashwija
42.	Diagnosis in Endodontics Part I	Dr. Srinivas
43.	Obturation Part I	Dr. Jaykumar
44.	Veneers	Dr. Champa
45.	Luting Cements	Dr. Archana
46.	Biocompatibility	Dr. Lekha
47.	Local Anaesthesia in Endodontics	Dr. Champa
48.	Sodium Hypochlorite	Dr. Vijay
49.	Endodontic Microsurgery Part I	Dr. Varsha
50.	Pediatric Endodontics	Dr. Champa
51.	Regenerative Endodontics	Dr. Archana
52.	Endodontic Microsurgery Part-2	Dr. Ashwija
53.	Endo Perio Lesions	Dr. Srirekha
54.	Pulpal Reactions to Caries and Dental Procedures	Dr. Lekha
55.	Smart Materials	Dr. Srirekha
56.	Complex Tooth Coloured Indirect Restoration	Dr. Srirekha
57.	Contacts and Contours	Dr. Archana
58.	Management of Discoloured Tooth	Dr. Vijay
59.	Pit and Fissure Sealants	Dr. Lekha
List of JCs (Using PPTs)		
60.	Does the orifice directed dentin conservation access design debride pulp chamber and mesial root canal systems of mandibular molars similar to traditional access design	Dr. Ashwija
61.	The precision of proper Pixi with different instruments and coronal perflating procedures	Dr. Archana
62.	Effect of pulpotomy procedures with MTA and dexamethasone on post endodontic pain, in patients with irreversible pulpitis	Dr. Archana
63.	Evaluation of several instrumentation techniques and irrigation methods on the percentage of AUCW and AHTD in C-shaped canals	Dr. Srirekha
64.	Effect of calcium hydroxide ICM on push-out bond strength of RelyX unicem self-adhesive cement	Dr. Jaykumar
65.	Canal transportation and centering ability of protaper and safesider in preparation of curved canals	Dr. Lekha
66.	Radiological evaluation of penetration of the irrigants according to 3 endodontic irrigation techniques	Dr. Archana
67.	Effectiveness of nanoparticles and conventional endodontic irrigants against e. faecalis	Dr. Jaykumar
68.	Evaluation of XP endoshaper, reciproc blue and protaper universal NITI systems on dentinal microcrack formation using micro computed tomography	Dr. Ashwija
69.	Comparative evaluation of post-obturation materials on reinforcement of paracervical dentin	Dr. Srirekha



CHILDREN'S EDUCATION SOCIETY (Regd.)

THE OXFORD DENTAL COLLEGE

(Recognized by the Govt. of Karnataka, Affiliated to Rajiv Gandhi University of Health Sciences,

Karnataka & Recognised by Dental Council of India, New Delhi)

Bommanahalli, Hosur Road, Bangalore - 560 068.

Ph: 080-61754680 Fax : 080 - 61754693E-mail: deandirectortodc@gmail.com

Website: www.theoxford.edu

70.	Apical microleakage in root canals containing broken rotary instruments	Dr. Vijay
71.	A comparative evaluation of fracture resistance of tooth with different access cavity location	Dr. Champa
72.	Effect of three different rotary instrumentation on crack formation in root dentin	Dr. Srinivas
73.	Periapical healing of endodontically treated teeth filled in the apical third	Dr. Ashwija
74.	Antimicrobial efficacy of PDT using NaOCl and their combinations on endodontic pathogen	Dr. Srinivas
75.	Outcomes of necrotic immature open apex treated by MTA apexification using Poly caprolactone fibre mesh as an apical barrier	Dr. Srirekha
Case Presentations		
76.	Management of midline diastema- a conventional approach	Dr. Lekha
77.	Ceramic inlay	Dr. Jaykumar
E-Posters		
78.	"Platelet Rich Plasma A Potential Healer": An Emergent Treatment Modality in Endodontics	Dr. Srirekha
79.	Platelet Rich Fibrin	Dr. Archana
80.	Endodontic Ecstasy: Anatomic Variants Across the Boards	Dr. Jaykumar
81.	Taking the Mystery Out of Cementation Decision Making	Dr. Champa
82.	"Preserving and Reinforcing for The Better" A Finite Element Analysis of Paracervical Dentin Stress with Different Access Designs and Tapers	Dr. Lekha
83.	Intraosseous Local Anaesthesia	Dr. Srinivas
84.	Dental Light Curing Units- Light and Life of Composites	Dr. Ashwija
Videos List		
85.	Passive ultrasonic irrigation	Dr. Srinivas
86.	Continuous wave compaction technique	Dr. Ashwija
87.	ICON resin infiltration	Dr. Ashwija

[Handwritten Signature]

Professor & Head
Dept. of Conservative Dentistry & Endodontics
The Oxford Dental College, Bangalore

[Handwritten Signature]

Dean and Director
The Oxford Dental College, Bommanahalli
Hosur Road Bengaluru - 560 068



CHILDREN'S EDUCATION SOCIETY (Regd.)

THE OXFORD DENTAL COLLEGE

(Recognized by the Govt. of Karnataka, Affiliated to Rajiv Gandhi University of Health Sciences,
Karnataka & Recognised by Dental Council of India, New Delhi)
Bommanahalli, Hosur Road, Bangalore - 560 068.
Ph: 080-61754680 Fax : 080 - 61754693E-mail:deandirectortodc@gmail.com
Website: www.theoxford.edu

2019-20.

Periodontics

List of Theory Topics (Using PPTs)		
Sl. No	Topic	Staff Incharge
1.	Epithelium	Dr. A R Pradeep
2.	Pain Pathway	Dr. Anirban Chatterjee
3.	Antibiotics	Dr. Savitha A N
4.	Degeneration and Necrosis	Dr. Ashish Nichani
5.	Chemical Plaque Control	Dr. Shobha K S
6.	Connective Tissue	Dr. Praveen J
List of Seminars (Using PPTs)		
7.	Respiratory System	Dr. Vinayak R
8.	Principles of Sterilization	Dr. Shanmukh
9.	Antihypertensive Drugs	Dr. Faizuddin Imran
10.	Alveolar Bone	Dr. Shobha
11.	Epithelium	Dr. Venkatesh Kr
12.	Pain Pathway	Dr. Rini Varghese
13.	Antibiotics	Dr. Koel Debnath
14.	Degeneration and Necrosis	Dr. Karthik Aivelan
15.	Chemical Plaque Control	Dr. Shradha
16.	Connective Tissue	Dr. Prity Bhagat
17.	Muscles of Head and Neck Including Tongue	Dr. Hawaabi Shaikh
18.	Respiratory System	Dr. Vanamasindhu
19.	Principles of Sterilization	Dr. Deepa Shetty
List of JCS (Using PPTs)		
20.	Clinical and Microbiological Characterization of Periodontal Abscess	Dr. A. R. Pradeep
21.	Effect of Aloe Vera As A Pre-Procedural Rinse in Reducing Aerosol Contamination During Ultrasonic Scaling	Dr. Anirban Chatterjee
22.	Efficacy of Chlorine Dioxide Mouthwash in Reducing Oral Malodour	Dr. Savitha A N
23.	In Vitro, Clinical and Microbiological Evaluation of a Linear Oscillating Device for SRP	Dr. Ashish Nichani
24.	Effect of SRP On Alveolar Bone as Measured by Subtraction Radiography	Dr. Shobha K S
25.	Impact of Periodontal Treatment on The Rankl/Opg Ratio in Crevicular Fluid	Dr. Praveen J
26.	Inhibitory Effects of Tumour Necrosis Factor Alpha on Migration of Human Periodontal Ligament Cells	Dr. Amita Coutinho
27.	Effect of NSPT On Short Chain Fatty Acid Levels	Dr. Vinayak R



CHILDREN'S EDUCATION SOCIETY (Regd.)

THE OXFORD DENTAL COLLEGE

(Recognized by the Govt. of Karnataka, Affiliated to Rajiv Gandhi University of Health Sciences,
Karnataka & Recognised by Dental Council of India, New Delhi)
Bommanahalli, Hosur Road, Bangalore - 560 068.
Ph: 080-61754680 Fax : 080 - 61754693E-mail:deandirectortodc@gmail.com
Website: www.theoxford.edu

28.	Age Related Treatment Response Following NSPT	Dr. Shanmukh
29.	Gingival Crevicular Fluid and Salivary HIF 1 Alpha, Vegf And Tnf Alpha Levels in Periodontal Health and Disease	Dr. Faizuddin Imran
30.	Does Periodontal Infection Have an Effect on Severe Asthma in Adults	Dr. Deepa Shetty
Case Presentations		
31.	Chronic Periodontitis	Dr. Rini Varghese
32.	Aggressive Periodontitis	Dr. Koeldeb Nath
33.	Granuloma	Dr. Faizuddin Imran
34.	Periodontal Abscess	Dr. Shradha
35.	Furcation Involvement	Dr. Prity Bhagat
E-Posters		
36.	Non-Surgical Therapy-It Works!!!	Dr. Vanama Sindhu
37.	Diagnostic Imaging Modalities in Implantology	Dr. Deepa Shetty
38.	Stem Cells in Periodontal Regeneration-A Mere Hypothesis?	Dr. A R Pradeep
39.	Multiple Periodontal Abscesses After Systemic Antibiotic Therapy Without Mechanical Debridement in A Systemically Healthy Patient	Dr. Anirban Chatterjee
Videos List		
40.	Dental Plaque	Dr. Ashish Nichani
41.	Brushing with Manual Toothbrush- Bass Technique	Dr. Shobha K S
42.	Plaque Control	Dr. Praveen J

Professor & Head
Dept. of Periodontics
The Oxford Dental College, Bangalore

Dean and Director
The Oxford Dental College, Bom
Hosur Road Bengaluru - 560 068



CHILDREN'S EDUCATION SOCIETY (Regd.)

THE OXFORD DENTAL COLLEGE

(Recognized by the Govt. of Karnataka, Affiliated to Rajiv Gandhi University of Health Sciences,
Karnataka & Recognised by Dental Council of India, New Delhi)
Bommanahalli, Hosur Road, Bangalore - 560 068.
Ph: 080-61754680 Fax : 080 - 61754693E-mail:deandirectortodc@gmail.com
Website: www.theoxford.edu

2019-20.

Prosthodontics

List of Theory Topics (Using PPTs)		
Sl. No	Topic	Staff Incharge
1.	Mandibular Landmarks	Dr. Babu
2.	Precious Metal Alloys	Dr. Babu
3.	Porcelain	Dr. Padmaja
4.	Single Cd	Dr. Padmaja
5.	Resin Bonded Bridge	Dr. Babu
6.	Pre-Prosthetic Surgery	Dr. Padmaja
List of Seminars (Using PPTs)		
7.	Osteology of Maxilla	Dr. Lipi
8.	Osteology of Mandible	Dr. Ravi Kumar
9.	Orofacial Musculature Influencing Complete Denture	Dr. Padmaja
10.	Oral Mucus Membrane (Applied)	Dr. Ravi Sinha
11.	Enamel	Dr. Savitha
12.	Dentin	Dr. Malathi
13.	Pulp	Dr. Deepa
14.	Periodontal Ligament	Dr. Srinu
15.	Saliva and Salivary Glands	Dr. Babu
16.	Physiology of Pain	Dr. Lipi
17.	Mastication and Deglutition	Dr. Ravi Kumar
18.	Sterilization and Disposal of Waste	Dr. Padmaja
19.	Hypertension and Local Anaesthesia	Dr. Ravi Sinha
20.	Hemostasis And Bleeding Disorders and Their Prosthodontic Management	Dr. Savitha
21.	Temporomandibular Joint	Dr. Malathi
22.	Calcium Metabolism	Dr. Deepa
23.	Vitamins and Nutritional Care for Complete Denture Patients	Dr. Srinu
24.	Diabetes and Inflammation in Prosthodontist	Dr. Babu
25.	Pharmacology in Prosthodontis	Dr. Lipi
26.	Management of Aids Patient for Prosthodontic Treatment	Dr. Ravi Kumar
27.	Healing and Repair of Bone	Dr. Padmaja
28.	Anatomy of Maxillary Sinus and Its Significance in Implant Placement	Dr. Ravi Sinha
29.	Titanium Alloy (Casting)	Dr. Savitha
30.	Bacterial, Viral, And Fungal Infections and Its Management	Dr. Malathi
31.	Residual Ridge Resorption	Dr. Deepa
32.	Basic Principles Applied Physics	Dr. Srinu
33.	Gypsum and Gypsum Products	Dr. Babu
34.	Denture Base Resins	Dr. Lipi

Chaitanya Raju
Professor & Head

Dept. of Prosthodontics and Crown & Bridge
The Oxford Dental College, Bangalore

121

[Signature]
Dean and Director
The Oxford Dental College, Bommanahalli
Hosur Road Bengaluru - 560 068



CHILDREN'S EDUCATION SOCIETY (Regd.)

THE OXFORD DENTAL COLLEGE

(Recognized by the Govt. of Karnataka, Affiliated to Rajiv Gandhi University of Health Sciences,

Karnataka & Recognised by Dental Council of India, New Delhi)

Bommanahalli, Hosur Road, Bangalore – 560 068.

Ph: 080-61754680 Fax : 080 – 61754693E-mail:deandirectortodc@gmail.com

Website: www.theoxford.edu

35.	Impression Materials- Elastomeric Impression Materials	Dr. Ravi Kumar
36.	Non-Elastic and Elastic Impression Materials	Dr. Padmaja
37.	Synthetic Resins Used in Prosthodontics	Dr. Ravi Sinha
38.	Ceramics	Dr. Savitha
39.	Implant Materials	Dr. Malathi
40.	Base Metal Alloys	Dr. Deepa
41.	Precious Metal Alloys	Dr. Srinu
42.	Waxes	Dr. Babu
43.	Investments	Dr. Malathi
44.	Casting Procedures	Dr. Ravikumar
45.	Luting Cements	Dr. Padmaja
46.	Abrasives and Polishing Agents	Dr. Deepa
47.	Denture Lining Materials and Denture Cleansers	Dr. Savitha
48.	Implant Materials	Dr. Javeed
49.	Biocompatibility Tests	Dr. Babu
50.	Recent Advances in Dental Materials (Prosthodontics)	Dr. Srinu
51.	Patient Examination, Diagnosis & Treatment Plan	Dr. Lipi
52.	The Concept & Techniques of Denture Impression	Dr. Maria
53.	Posterior Palatal Seal	Dr. Jasneeth
54.	Pre-Prosthetic Surgery	Dr. Tushar
55.	Retention, Stability Support in Complete Denture	Dr. Malathi
56.	Orientation Jaw Relation	Dr. Ravikumar
57.	Vertical Jaw Relation	Dr. Padmaja
58.	Horizontal Jaw Relation	Dr. Deepa
59.	Articulators in Complete Dentures	Dr. Savitha
60.	Complete Denture Occlusion, Laws of Articulation	Dr. Javeed
61.	Selection of Anterior Teeth	Dr. Babu
62.	Posterior Teeth Selection	Dr. Srinu
63.	Denture Insertion/ Patient Education & Maintenance	Dr. Lipi
64.	Repair, Relining and Rebasing	Dr. Maria
65.	Over Dentures	Dr. Jasneeth
66.	Single Dentures	Dr. Tushar
67.	Immediate Dentures	Dr. Malathi
68.	Classification Systems of Partially Edentulous Arches	Dr. Ravikumar
69.	Mouth preparation For Removable Partial Dentures	Dr. Padmaja
70.	Impressions in Removable Partial Denture	Dr. Deepa
71.	Components – Rests and Rest Seats	Dr. Savitha
72.	Components – Major & Minor Connector	Dr. Javeed
73.	Direct and Indirect retainers	Dr. Babu
74.	Precision Attachments	Dr. Srinu



CHILDREN'S EDUCATION SOCIETY (Regd.)

THE OXFORD DENTAL COLLEGE

(Recognized by the Govt. of Karnataka, Affiliated to Rajiv Gandhi University of Health Sciences,
Karnataka & Recognised by Dental Council of India, New Delhi)

Bommanahalli, Hosur Road, Bangalore – 560 068.

Ph: 080-61754680 Fax : 080 – 61754693E-mail:deandirectortodc@gmail.com

Website: www.theoxford.edu

75.	The Concepts of RPI	Dr. Lipi
76.	Designing of Class I & Class II	Dr. Maria
77.	Designing of Class III & Class IV	Dr. Jasneeth
78.	Jaw Relation in Removable Partial Denture	Dr. Tushar
79.	Lab Steps in Removable Partial Dentures	Dr. Malathi
80.	Surveyors	Dr. Ravikumar
81.	Precision Attachment	Dr. Padmaja
82.	The Concepts of RPI	Dr. Deepa
83.	Designing of Class I & Class II	Dr. Savitha
84.	Designing of Class III & Class IV	Dr. Javeed
85.	Patient Examination, Diagnosis & Treatment Plan - FPD	Dr. Babu
86.	Fundamentals of Occlusion	Dr. Srinu
87.	Principles of Tooth Preparation	Dr. Lipi
88.	Full Coverage Crowns- Anterior & Posterior	Dr. Maria
89.	Partial Coverage Restorations	Dr. Jasneeth
90.	Restoration of Endodontically Treated Teeth	Dr. Tushar
91.	Resin Bonded Bridges	Dr. Ravikumar
92.	Pontics	Dr. Padmaja
93.	Connectors	Dr. Deepa
94.	Laminates	Dr. Savitha
95.	Fluid Control & Tissue Management	Dr. Javeed
96.	Impression Materials & Procedures	Dr. Babu
97.	Provisional Restorations	Dr. Srinu
98.	Lab Steps- Dies, Wax Patterns	Dr. Lipi
99.	Lab Steps – Mould Preparation to Finish	Dr. Maria
100.	Dental Porcelain – Application & Innovation	Dr. Ravikumar
101.	Color Science	Dr. Malathi
102.	Failures in FPD	Dr. Deepa
103.	Concept and Technique of Denture Impression	Dr. Babu
104.	Recent Advances in Dental Materials	Dr. Babu
105.	Pontics	Dr. Babu
106.	Try In	Dr. Babu
107.	Luting Cement	Dr. Babu
108.	Major and Minor Connectors	Dr. Babu
109.	Introduction to PCP	Dr. Deepa
110.	Full Coverage Crowns	Dr. Deepa
111.	Basic Principles and Applied Physics	Dr. Deepa
112.	Retention, Stability and Support in Cd	Dr. Deepa
113.	Posterior Teeth Selection	Dr. Deepa
114.	Lab Steps- Mould Preparation to Finish	Dr. Deepa
115.	Impressions in RPD	Dr. Deepa
116.	Overdenture	Dr. Karishma
117.	Colour Science	Dr. Karishma
118.	Theories of Impression Making	Dr. Karishma



CHILDREN'S EDUCATION SOCIETY (Regd.)

THE OXFORD DENTAL COLLEGE

(Recognized by the Govt. of Karnataka, Affiliated to Rajiv Gandhi University of Health Sciences,
Karnataka & Recognised by Dental Council of India, New Delhi)

Bommanahalli, Hosur Road, Bangalore - 560 068.

Ph: 080-61754680 Fax : 080 - 61754693E-mail:deandirectortodc@gmail.com

Website: www.theoxford.edu

119.	Gypsum	Dr. Karishma
120.	Surveyors	Dr. Karishma
121.	Relining and Rebasing and Re [Air	Dr. Lipi
122.	Failure in Fixed Dental Prosthesis	Dr. Lipi
123.	Posterior Palatal Seal	Dr. Lipi
124.	Elastomeric Impression Materials	Dr. Lipi
125.	Preparation of Mouth for RPD	Dr. Lipi
126.	Patient Examination and Treatment Planning	Dr. Malathi
127.	Horizontal Jaw Relation	Dr. Malathi
128.	Laminate Technique	Dr. Malathi
129.	Anterior Teeth Selection	Dr. Malathi
130.	Post Insertion Problems and Management in Cd	Dr. Malathi
131.	Base Metal Alloys	Dr. Malathi
132.	Rest and Rest Seat	Dr. Malathi
133.	Abrasive and Polishing Agents	Dr. Malathi
134.	Mandibular Landmarks	Dr. Mohsen
135.	Precious Metal Alloys	Dr. Mohsen
136.	Resin Bonded Bridges	Dr. Mohsen
137.	Horizontal Jaw Relation	Dr. Mohsen
138.	Patient Examination and Treatment Planning	Dr. Mohsen
139.	Colour Science	Dr. Mohsen
140.	Immediate Denture	Dr. Mohsen
141.	Investment	Dr. Mohsen
142.	Lab Steps In RPD	Dr. Mohsen
143.	Principles of Tooth Preparation	Dr. Padmaja
144.	Elastic and Non-Elastic Impression Materials	Dr. Padmaja
145.	Preprosthetic Surgery	Dr. Padmaja
146.	Anterior Teeth Selection	Dr. Padmaja
147.	Provisional Restorations	Dr. Padmaja
148.	Denture Base Resins	Dr. Padmaja
149.	Diagnosis and Treatment Planning	Dr. Padmaja
150.	Cd Impression	Dr. Preethi
151.	Vertical Jaw Relation	Dr. Preethi
152.	Fluid Control	Dr. Preethi
153.	Posterior Teeth Selection	Dr. Preethi
154.	Casting Procedures	Dr. Preethi
155.	Classification of RPD	Dr. Preethi
156.	RPI System	Dr. Preethi
157.	Synthetic Resins Used in Prosthodontics	Dr. Preethi
158.	Fundamentals of Occlusion	Dr. Ravi Kumar
159.	Posterior Palatal Seal	Dr. Ravi Kumar
160.	Articulators	Dr. Ravi Kumar
161.	Impression Materials and Technique	Dr. Ravi Kumar
162.	Dental Ceramics	Dr. Ravi Kumar
163.	Designing Class 3 And Class 4 RPD	Dr. Ravi Kumar



CHILDREN'S EDUCATION SOCIETY (Regd.)

THE OXFORD DENTAL COLLEGE

(Recognized by the Govt. of Karnataka, Affiliated to Rajiv Gandhi University of Health Sciences,
Karnataka & Recognised by Dental Council of India, New Delhi)

Bommanahalli, Hosur Road, Bangalore - 560 068.

Ph: 080-61754680 Fax : 080 - 61754693E-mail:deandirectortodc@gmail.com

Website: www.theoxford.edu

164.	Maxillary Anatomical Landmarks	Dr. Ravi Sinha
165.	Denture Lining Materials and Denture Cleansers	Dr. Ravi Sinha
166.	Restoration of Endodontically Tooth	Dr. Ravi Sinha
167.	Vertical Jaw Relation	Dr. Ravi Sinha
168.	Complete Denture Occlusion and Laws of Articulation	Dr. Ravi Sinha
169.	Single Cd	Dr. Ravi Sinha
170.	Direct and Indirect Retainers	Dr. Ravi Sinha
171.	Implant Materials	Dr. Ravi Sinha
172.	Case History	Dr. Saveetha
173.	Partial Coverage Restorations	Dr. Saveetha
174.	Dental Waxes	Dr. Saveetha
175.	Orientation Jaw Relation	Dr. Saveetha
176.	Teeth Arrangement for Complete Denture	Dr. Saveetha
177.	Porcelain	Dr. Saveetha
178.	Jaw Relation in RPD	Dr. Saveetha
179.	Orientation Jaw Relation	Dr. Srinu
180.	Biocompatibility Tests	Dr. Srinu
181.	Connectors in FPD	Dr. Srinu
182.	Complete Denture Occlusion and Laws of Articulation	Dr. Srinu
183.	Relining, Rebasing and Repair	Dr. Srinu
184.	Physiology of Pain	Dr. Srinu
185.	Principles of Designing Class And 2 RPD	Dr. Srinu
List of JCs (Using PPTs)		
186.	In Vitro Evaluation of Physicochemical Properties of Soft Lining Resins After Incorporation of Chlorhexidine	Dr. Jasneeth
187.	Effect of Cast Cobalt Chromium and Acetal Resin Removable Clasp on The Surface of Enamel	Dr. Tushar
188.	Effect of Incorporating Undoped Or Silver-Doped Photocatalytic Titanium Dioxide on The Antifungal Effect and Dynamic Viscoelastic Properties of Long-Term Acrylic Denture Liners.	Dr. Malathi
189.	Comparison of Shear Bond Strengths of Different Types Of Denture Teeth to Different Denture Base Resins.	Dr. Ravikumar
190.	Evaluation of Flexural and Impact Strength of Cad-Cam And Two Different Conventional Denture Base Resins: An In Vitro Study	Dr. Padmaja



CHILDREN'S EDUCATION SOCIETY (Regd.)

THE OXFORD DENTAL COLLEGE

(Recognized by the Govt. of Karnataka, Affiliated to Rajiv Gandhi University of Health Sciences,
Karnataka & Recognised by Dental Council of India, New Delhi)
Bommanahalli, Hosur Road, Bangalore – 560 068.
Ph: 080-61754680 Fax : 080 – 61754693E-mail:deandirectortodc@gmail.com
Website: www.theoxford.edu

191.	Effect of Nanomaterial Incorporation on The Mechanical and Microbiological Properties of Dental Porcelain	Dr. Deepa
192.	Influence of Abutment Angulation on Loss of Prosthetic Abutment Torque Under Mechanical Cycling	Dr. Savitha
193.	Resistance to Fracture of Zirconia Abutments with Different Angulations: Impact of Implant Platform Diameter	Dr. Javeed
194.	In Vitro Evaluation of Physicochemical Properties of Soft Lining Resins After Incorporation of Chlorhexidine	Dr. Babu
195.	Effects of Denture Adhesives on Growth and Morphological Transformation of Candida Albicans	Dr. Srinu
196.	The Effect of Layer Thickness on The Porcelain Bond Strength of Laser-Sintered Metal Frameworks	Dr. Lipi
197.	Effect of Laser Groove Treatment on Shear Bond Strength of Resin-Based Luting Agent to Polyetheretherketone (Peek)	Dr. Maria
198.	Effect of Framework Material on The Color Of Implant Supported Complete-Arch Fixed Dental Prostheses	Dr. Jasneeth
199.	Discrepancy at The Implant Abutment-Prosthesis Interface of Complete-Arch Cobalt-Chromium Implant Frameworks Fabricated by Additive and Subtractive Technologies Before and After Ceramic Veneering	Dr. Tushar
200.	Abutment Screw Torque Changes with Straight and Angled Screw-Access Channels	Dr. Malathi
201.	Evaluation of The Primary Stability in Dental Implants Placed in Low Density Bone with A New Dr. Illing Technique; Osseo densification: An In Vitro Study	Dr. Ravikumar
202.	Adhesion Properties of Modified Cement Retained Implant Prosthesis: Invitro Mechanical Tensile Experiment and Computational Fluid Dynamic Analysis	Dr. Padmaja
203.	Effect of Different Switched or Non-Switched Implant and Abutment Platform Designs and Marginal Bone Loss on Fracture Strength: An Invitro Study.	Dr. Deepa
204.	Implant Supported Metal Ceramic and Resin Modified Ceramic Crowns: A 5 Year Prospective Study.	Dr. Savitha



CHILDREN'S EDUCATION SOCIETY (Regd.)

THE OXFORD DENTAL COLLEGE

(Recognized by the Govt. of Karnataka, Affiliated to Rajiv Gandhi University of Health Sciences,
Karnataka & Recognised by Dental Council of India, New Delhi)

Bommanahalli, Hosur Road, Bangalore – 560 068.

Ph: 080-61754680 Fax : 080 – 61754693E-mail:deandirectortodc@gmail.com

Website: www.theoxford.edu

205.	Fracture Resistance of Cement Retained, Screw Retained, And Combined Cement- Screw Retained Metal- Ceramic Implant- Supported Molar Restoration.	Dr. Javeed
206.	Influence of Post Material, Post Diameter, And Substance Loss on The Fracture Resistance of Endodontically Treated Teeth. A Laboratory Study	Dr. Babu
207.	The Accuracy of Simple Implant Scans with A Healing Abutment Scan Page System Compared with The Scans of a Scan body And Conventional Impressions: An Invitro Study	Dr. Jasneeth
208.	Effect of Storage Time on Mechanical Properties of Extended Pour Irreversible Hydro Ocelloid Impression Materials	Dr. Tushar
209.	Evaluation of Flexural and Impact Strength of Cad–Cam and Two Different Conventional Denture Base Resins: An In Vitro Study	Dr. Malathi
210.	Mechanical Properties of Aged Yttria-Stabilized Tetragonal Zirconia Polycrystal After Abrasion with Different Aluminium Oxide Particles	Dr. Ravikumar
211.	The Fit Accuracy of Removable Partial Denture Metal Frameworks Using Conventional And 3d Printed Techniques: An In Vitro Study	Dr. Padmaja
212.	Comparison of Overall Fit of Milled and Laser-Sintered cad/Cam Crown Copings	Dr. Deepa
213.	The Accuracy of Single Implant Scans with A Healing Abutment-Scan page System Compared with The Scans of a Scan body And Conventional Impressions: An In Vitro Study	Dr. Savitha
214.	Adhesion Properties of Modified Cement-Retained Implant Prostheses: In Vitro Mechanical Tensile Experiments and Computational Fluid Dynamics Analyses	Dr. Javeed
215.	Comparison of Excess Cement Around Implant Crown Margins By Using 3 Extraoral Cementation Techniques.	Dr. Babu
216.	Comparison of Dimensional Accuracy of Three Different Impression Materials Using Three Different Techniques For Implant Impressions: An In Vitro Study	Dr. Srinu
217.	Accuracy of Different Impression Techniques for Multiunit Implant Restoration: A Qualitative In Vitro Study	Dr. Lipi
218.	Behaviour Of 4 Types of Paper with Printed Qr Codes for Evaluating Denture Marking in Conditions of Extreme Heat	Dr. Maria



CHILDREN'S EDUCATION SOCIETY (Regd.)

THE OXFORD DENTAL COLLEGE

(Recognized by the Govt. of Karnataka, Affiliated to Rajiv Gandhi University of Health Sciences,
Karnataka & Recognised by Dental Council of India, New Delhi)
Bommanahalli, Hosur Road, Bangalore - 560 068.
Ph: 080-61754680 Fax : 080 - 61754693E-mail: deandirectortodc@gmail.com
Website: www.theoxford.edu

219.	The Behaviour of a Zirconia or Metal Abutment on The Implant - Abutment Interface During Cyclic Loading	Dr. Jasneeth
220.	Comparison of Visual Analog Shade Matching, A Digital Visual Method with A Cross Polarise Light Filter, And A Spectrophotometer for Dental Color Matching	Dr. Tushar
221.	Evaluation of Denture Base Adaptation Fabricated Using Conventional, Subtractive, And Additive Technologies: A Volumetric Micro-Computed Tomography Analysis.	Dr. Malathi
222.	Effect of The Number of Splinted Abutments on The Accuracy of Zirconia Copings	Dr. Ravikumar
223.	Accuracy of Chairside Intraoral Scanner Compared with A Laboratory Scanner for The Completely Edentulous Maxilla: An Invitro 3-Dimensional Comparative Analysis	Dr. Padmaja
224.	Effect of Laser Groove Treatment on Shear Bond Strength of Resin-Based luting Agent to Polyetheretherketone (Peek)	Dr. Deepa
225.	Effect of Incisal Preparation Design on Load To Failure of Ceramic Veneers	Dr. Savitha
226.	Accuracy Of 3 Unit Fixed Dental Prosthesis Fabricated On 3 D Printed Casts	Dr. Javeed
227.	In Vitro Fracture Resistance of Zirconia, Glass - Fibre and Cast Metal Posts with Different Lengths.	Dr. Babu
228.	The Effect of Layer Thickness on The Porcelain Bond Strength Of Laser-Sintered Metal Frameworks	Dr. Savitha
229.	Fracture Load Of Metal, Zirconia and Polyetheretherketone Posterior Cad/Cam Milled Fixed Partial Denture Frameworks.	Dr. Javeed
230.	Mechanical Properties of Aged Ytria-Stabilized Tetragonal Zirconia Polycrystal After Abrasion with Different Aluminum Oxide Particles	Dr. Babu
Case Presentations		
231.	Implant Supported Fixed Partial Denture	Dr. Babu
E-Posters		
232.	Augmented Reality - Illusion to Reality	Dr. Deepa
233.	Revive Hope and Continue Life	Dr. Padmaja
Videos List		
234.	Osteology of Maxilla	Dr. Lipi
235.	Osteology of Mandible	Dr. Ravi Kumar
236.	Orofacial Musculature Influencing Complete Denture	Dr. Padmaja

Dr. A. D. ...
Professor & Head

128

Dept. of Prosthodontics and Crown & Bridge
The Oxford Dental College, Bangalore

Dean and Director
The Oxford Dental College, Bommanahalli
Hosur Road Bengaluru - 560 068



CHILDREN'S EDUCATION SOCIETY (Regd.)

THE OXFORD DENTAL COLLEGE

(Recognized by the Govt. of Karnataka, Affiliated to Rajiv Gandhi University of Health Sciences,
Karnataka & Recognised by Dental Council of India, New Delhi)

Bommanahalli, Hosur Road, Bangalore - 560 068.

Ph: 080-61754680 Fax : 080 - 61754693E-mail:deandirectortodc@gmail.com

Website: www.theoxford.edu

237.	Oral Mucus Membrane (Applied)	Dr. Ravi Sinha
238.	Enamel	Dr. Savitha
239.	Dentin	Dr. Malathi
240.	Pulp	Dr. Deepa
241.	Periodontal Ligament	Dr. Srinu
242.	Saliva and Salivary Glands	Dr. Babu
243.	Physiology of Pain	Dr. Lipi
244.	Mastication and Deglutition	Dr. Ravi Kumar
245.	Sterilization and Disposal of Waste	Dr. Padmaja
246.	Hypertension and Local Anaesthesia	Dr. Ravi Sinha
247.	Hemostasis And Bleeding Disorders and Their Prosthodontic Management	Dr. Savitha
248.	Temporomandibular Joint	Dr. Malathi
249.	Calcium Metabolism	Dr. Deepa
250.	Vitamins and Nutritional Care for Complete Denture Patients	Dr. Srinu
251.	Diabetes and Inflammation in Prosthodontist	Dr. Babu
252.	Pharmacology in Prosthodontist	Dr. Lipi
253.	Management of Aids Patient for Prosthodontic Treatment	Dr. Ravi Kumar
254.	Healing and Repair of Bone	Dr. Padmaja
255.	Anatomy of Maxillary Sinus and Its Significance in Implant Placement	Dr. Ravi Sinha
256.	Titanium Alloy (Casting)	Dr. Savitha
257.	Bacterial, Viral, And Fungal Infections and Its Management	Dr. Malathi
258.	Residual Ridge Resorption	Dr. Deepa
259.	Basic Principles Applied Physics	Dr. Srinu
260.	Gypsum and Gypsum Products	Dr. Babu
261.	Denture Base Resins	Dr. Lipi
262.	Impression Materials- Elastomeric Impression Materials	Dr. Ravi Kumar
263.	Non-Elastic and Elastic Impression Materials	Dr. Padmaja
264.	Synthetic Resins Used in Prosthodontics	Dr. Ravi Sinha
265.	Ceramics	Dr. Savitha
266.	Base Metal Alloys	Dr. Malathi
267.	Precious Metal Alloys	Dr. Deepa
268.	Waxes	Dr. Srinu
269.	Investments	Dr. Babu
270.	Casting Procedures	Dr. Malathi
271.	Luting Cements	Dr. Deepa
272.	Abrasives and Polishing Agents	Dr. Srinu
273.	Denture Lining Materials and Denture Cleansers	Dr. Babu
274.	Implant Materials	Dr. Lipi
275.	Biocompatibility Tests	Dr. Ravi Kumar



CHILDREN'S EDUCATION SOCIETY (Regd.)

THE OXFORD DENTAL COLLEGE

(Recognized by the Govt. of Karnataka, Affiliated to Rajiv Gandhi University of Health Sciences,
Karnataka & recognised by Dental Council of India, New Delhi)

Bommanahalli, Hosur Road, Bangalore - 560 068.

Ph: 080-61754680 Fax : 080 - 61754693E-mail:deandirectortodc@gmail.com

Website: www.theoxford.edu

276.	Recent Advances in Dental Materials (Prosthodontics)	Dr. Padmaja
277.	Patient Examination, Diagnosis & Treatment Plan	Dr. Ravi Sinha
278.	The Concept & Techniques of Denture Impression	Dr. Savitha
279.	Posterior Palatal Seal	Dr. Malathi
280.	Pre-Prosthetic Surgery	Dr. Deepa
281.	Retention, Stability and Support in Complete Denture	Dr. Srinu
282.	Orientation Jaw Relation	Dr. Babu
283.	Vertical Jaw Relation	Dr. Lipi
284.	Horizontal Jaw Relation	Dr. Ravi Kumar
285.	Articulators in Complete Dentures	Dr. Padmaja
286.	Complete Denture Occlusion, Laws of Articulation	Dr. Ravi Sinha
287.	Selection of Anterior Teeth	Dr. Savitha
288.	Posterior Teeth Selection	Dr. Malathi
289.	Denture Insertion/ Patient Education & Maintenance	Dr. Deepa
290.	Repair, Relining and Rebasing	Dr. Malathi
291.	Over Dentures	Dr. Deepa
292.	Single Dentures	Dr. Srinu
293.	Immediate Dentures	Dr. Babu
294.	Classification Systems of Partially Edentulous Arches	Dr. Lipi
295.	Mouth preparation For Removable Partial Dentures	Dr. Ravi Kumar
296.	Impressions in Removable Partial Denture	Dr. Malathi
297.	Components - Rests and Rest Seats	Dr. Deepa
298.	Components - Major & Minor Connector	Dr. Srinu
299.	Direct and Indirect retainers	Dr. Babu
300.	Precision Attachments	Dr. Lipi
301.	The Concepts of RPI	Dr. Ravi Kumar
302.	Designing of Class I & Class II	Dr. Padmaja
303.	Designing of Class III & Class IV	Dr. Ravi Sinha
304.	Jaw Relation in Removable Partial Denture	Dr. Savitha
305.	Lab Steps in Removable Partial Dentures	Dr. Malathi
306.	Surveyors	Dr. Deepa
307.	Precision Attachment	Dr. Srinu
308.	The Concepts of RPI	Dr. Babu
309.	Designing of Class I & Class II	Dr. Lipi
310.	Designing of Class III & Class IV	Dr. Ravi Kumar
311.	Patient Examination, Diagnosis & Treatment Plan - FPD	Dr. Malathi
312.	Fundamentals of Occlusion	Dr. Deepa
313.	Principles of Tooth Preparation	Dr. Srinu
314.	Full Coverage Crowns- Anterior & Posterior	Dr. Babu

130

Dean and Director

The Oxford Dental College, Bommanahalli
Hosur Road Bengaluru - 560 068



CHILDREN'S EDUCATION SOCIETY (Regd.)

THE OXFORD DENTAL COLLEGE

(Recognized by the Govt. of Karnataka, Affiliated to Rajiv Gandhi University of Health Sciences,
Karnataka & Recognised by Dental Council of India, New Delhi)

Bommanahalli, Hosur Road, Bangalore - 560 068.

Ph: 080-61754680 Fax: 080 - 61754693E-mail:deandirectortodc@gmail.com

Website: www.theoxford.edu

315.	Partial Coverage Restorations	Dr. Lipi
316.	Restoration of Endotically Treated Teeth	Dr. Ravi Kumar
317.	Resin Bonded Bridges	Dr. Padmaja
318.	Pontics	Dr. Ravi Sinha
319.	Connectors	Dr. Savitha
320.	Laminates	Dr. Malathi
321.	Fluid Control & Tissue Management	Dr. Deepa
322.	Impression Materials & Procedures	Dr. Srinu
323.	Provisional Restorations	Dr. Babu
324.	Lab Steps- Dies, Wax Patterns	Dr. Lipi
325.	Lab Steps - Mould Preparation to Finish	Dr. Ravi Kumar
326.	Dental Porcelain - Application & Innovation	Dr. Padmaja
327.	Color Science	Dr. Malathi
328.	Failures in FPD	Dr. Deepa

Professor & Head
Dept. of Prosthodontics and Crown & Bridge
The Oxford Dental College, Bangalore

Dean and Director
The Oxford Dental College, Bommanahalli
Hosur Road Bengaluru - 560 068



CHILDREN'S EDUCATION SOCIETY (Regd.)

THE OXFORD DENTAL COLLEGE

(Recognized by the Govt. of Karnataka, Affiliated to Rajiv Gandhi University of Health Sciences,
Karnataka & Recognised by Dental Council of India, New Delhi)
Bommanahalli, Hosur Road, Bangalore - 560 068.

Ph: 080-61754680 Fax : 080 - 61754693E-mail:deandirectortodc@gmail.com
Website: www.theoxford.edu

2019-20

Orthodontics & Dentofacial Orthopaedics

List of Theory Topics (Using PPTs)		
Sl. No	Topic	Staff Incharge
1.	Introduction to Orthodontics	Dr. Kenneth F H Tan
2.	Growth and Development	Dr. Kenneth F H Tan
3.	Morphologic Development of Craniofacial Structures and Methods of Bone Growth	Dr. Kenneth F H Tan
4.	Prenatal Growth of Craniofacial Structures Post Natal Growth and Development of Cranial Base, Maxilla, Mandible	Dr. Khadeer
5.	Functional Development of Dental Arches and Occlusion	Dr. Vani
6.	Malocclusion in General	Dr. Ashita
7.	Classification of Malocclusion	Dr. ShenDr. e Shrikant
8.	Normal and Abnormal Functions of Stomatognathic System (Habits)	Dr. Raghunandan C
9.	Aetiology of Malocclusion	Dr. Sameena B M
10.	Aetiology of a. Class III Malocclusion b. Class II Malocclusion c. Deep Bite d. Open Bite	Dr. Anju Varughese
11.	Diagnosis and Diagnostic Aids	Dr. Khadeer Riyaz
12.	Case History in Orthodontics	Dr. Priya Manimegalan
13.	Clinical Examination in Orthodontics	Dr. Ashita Talwar
14.	Study Models, Importance of Intraoral X-Rays in Orthodontics, Panoramic Radiographs	Dr. Afshan Saman
15.	Cephalometrics a. Electromyography and Its Uses in Orthodontics b. Wrist X-Ray and Its Importance in Orthodontics	Dr. Afshan Saman
Topic (4 th Year BDS)		
16.	General Principles in Orthodontic Treatment Planning	Dr. Shendre Shrikant
17.	Anchorage in Orthodontics -	Dr. Ashita
18.	Biomechanical Principles in Orthodontic Tooth Movement	Dr. Kenneth
19.	Preventive Orthodontics Interceptive Orthodontics	Dr. Raghunandan C
20.	Corrective Orthodontics	Dr. Irfanulla Khan
21.	Orthodontic Appliances- General Principles	Dr. Ashita
22.	Removable Orthodontic Appliances	Dr. Raghunandan C
23.	Fixed Orthodontic Appliances	Dr. Sameena Bm

fushante
Professor & Head
Dept. of Orthodontics
The Oxford Dental College, Bangalore

Professor & Head
Dept. of Orthodontics
The Oxford Dental College, Bangalore



CHILDREN'S EDUCATION SOCIETY (Regd.)

THE OXFORD DENTAL COLLEGE

(Recognized by the Govt. of Karnataka, Affiliated to Rajiv Gandhi University of Health Sciences,

Karnataka & Recognised by Dental Council of India, New Delhi)

Bommanahalli, Hosur Road, Bangalore - 560 068.

Ph: 080-61754680 Fax: 080 - 61754693E-mail:deandirectortodc@gmail.com

Website: www.theoxford.edu

24.	Extraoral Appliances	Dr. Sameena Bm
25.	Myofunctional Appliances	Dr. Khadeer
26.	Orthodontic Management Of Cleft Lip and Palate	Dr. Ashita Talwar
27.	Principles of Surgical Orthodontics	Dr. Afshan
28.	Principle, Differential Diagnosis and Methods of Treatment a. Midline Diastema b. Crossbite c. Openbite d. Deepbite e. Class II Div 1,2 f. Class III True & Pseudo	Dr. Khadeer Riyaz
29.	Retention and Relapse	Dr. Anju Varughese
30.	Ethics	Dr. Ashita Talwar
31.	Genetics in Orthodontics	Dr. Priya
32.	Computers in Orthodontics	Dr. Khadeer Riyaz
33.	Adult Orthodontics	Dr. Vani J
34.	Dental Material Topics	Dr. Irfanulla Khan
List of Seminars		
35.	Stainless Steel	Dr. Ramadevi S
36.	Removable Orthodontic Appliances	Dr. Raksha Venugopal
37.	Temporomandibular Joint	Dr. Nunsangi
38.	Periodontic Ligament	Dr. Sri Lakshmi Teja Patneedi
39.	Nutrition in Orthodontics	Dr. Disha Agarwal
40.	Muscles of Mastication	Dr. Humera Tabassum
41.	Development of Occlusion	Dr. Anjith Gladstone
42.	Tongue and Its Development	Dr. Anoop Johnson
43.	Refined Begg Stage 1 And Stage 2	Dr. Ramadevi S
	Refined Begg Stage Iii	Dr. Raksha Venugopal
44.	Evolution of Straight Wire Appliance	Dr. Sri Lakshmi Teja Patneedi
45.	Bonding	Dr. Nunsangi
	Torque Prescriptions In Pre-Adjusted Edgewise Appliance	Dr. Disha Agarwal
46.	Levelling and Aligning	Dr. Humera Tabassum
47.	Space Closure in Pea	Dr. Anjith S Gladstone
48.	Finishing and Detailing	Dr. Anoop Johnson
49.	Case History and Clinical Examination	Dr. Ramadevi S
50.	Cephalometric Diagnosis for Functional Appliance Therapy	Dr. Raksha Venugopal
51.	Tip Edge - Part 1	Dr. Raksha Venugopal
52.	Tip Edge - Part 2	Dr. Raksha Venugopal



CHILDREN'S EDUCATION SOCIETY (Regd.)

THE OXFORD DENTAL COLLEGE

(Recognized by the Govt. of Karnataka, Affiliated to Rajiv Gandhi University of Health Sciences,

Karnataka & Recognised by Dental Council of India, New Delhi)

Bommanahalli, Hosur Road, Bangalore - 560 068.

Ph: 080-61754680 Fax : 080 - 61754693E-mail:deandirectortodc@gmail.com

Website: www.theoxford.edu

53.	Bite Registration	Dr. Sri Lakshmi Teja Patneedi
54.	Introduction, Importance and Limitations on Conventional Cephalometry	Dr. Anoop Johnson
55.	Soft Tissue Cephalometric Analysis	Dr. Anjith S Gladstone
56.	Sagittal Dysplasia Indicators in Cephalometrics	Dr. Nunsangi
57.	History of Orthodontics	Dr. Sri Lakshmi Teja Patneedi
58.	Vertical Dysplasia	Dr. Humera Tabassum
59.	Transverse Dysplasia Indications in Postero-Anterior Cephalometric Analysis	Dr. Disha Agarwal
60.	Myofunctional Appliance	Dr. Ramadevi S
61.	Functional Appliances - Part 1	Dr. Raksha Venugopal
62.	Development of Maxilla	Dr. Anjith S Gladstone
63.	Functional Appliances - Part 2	Dr. Raksha Venugopal
64.	Role of Hormones in Orthodontics	Dr. Nunsangi
65.	Prenatal and Postnatal Development of Mandible	Dr. Humera Tabassum
66.	Defects of Pharyngeal Arches	Dr. Sri Lakshmi Teja Patneedi
67.	Growth Predictions	Dr. Disha Agarwal
68.	Skeletal Maturity Indicators	Dr. Anoop Johnson
69.	Biostatistics	Dr. Ramadevi S
70.	Dr. Ugs In Orthodontics	Dr. Raksha Venugopal
71.	Grwoth Rotations in Orthodontics	Dr. Nunsangi
72.	Genetics in Orthodontics	Dr. Humera Tabassum
73.	Friction Mechanics	Dr. Raksha Venugopal
74.	Theories of Growth	Dr. Anjith S Gladstone
75.	The Stomatognathic System	Dr. Disha Agarwal
76.	Bone Physiology	Dr. Anoop Johnson
77.	Sterilization in Orthodontics	Dr. Ramadevi S
78.	Emotional Growth	Dr. Raksha Venugopal
79.	White Spot Lesions	Dr. Nunsangi
80.	Cements in Orthodontics	Dr. Humera Tabassum
81.	Accelerated Orthodontics	Dr. Sri Lakshmi Teja Patneedi
82.	Concepts of Functional Occlusion	Dr. Anjith S Gladstone
83.	Calcium and Phosphate Metabolism	Dr. Anoop Johnson
84.	Elastomers in Orthodontics	Dr. Disha Agarwal
85.	Nickel Titanium Alloys	Dr. Ramadevi S
86.	Distraction Osteogenesis	Dr. Raksha Venugopal
87.	Brackets	Dr. Raksha Venugopal
88.	Soft Tissue Importance in Growth and Development of Face	Dr. Nunsangi



CHILDREN'S EDUCATION SOCIETY (Regd.)

THE OXFORD DENTAL COLLEGE

(Recognized by the Govt. of Karnataka, Affiliated to Rajiv Gandhi University of Health Sciences,

Karnataka & Recognised by Dental Council of India, New Delhi)

Bommanahalli, Hosur Road, Bangalore – 560 068.

Ph: 080-61754680 Fax : 080 – 61754693E-mail:deandirectortodc@gmail.com

Website: www.theoxford.edu

89.	Anthropology And Orthodontics	Dr. Humera Tabassum
90.	Adolescent Growth	Dr. Anjith S Gladstone
91.	Adhesion	Dr. Disha Agarwal
92.	Saliva	Dr. Anoop Johnson
93.	Nanotechnology in Orthodontics	Dr. Ramadevi S
94.	Finite Element Model	Dr. Raksha Venugopal
95.	Obstructive Sleep Apnea	Dr. Humera Tabassum
96.	The Butterfly Bracket System	Dr. Anjith S Gladstone
97.	Medical Considerations and Emergencies in Orthodontics	Dr. Anoop Johnson
98.	Treatment Stages	Dr. Raksha Venugopal
99.	Twin Block	Dr. Ramadevi S
100.	The Alexander Discipline	Dr. Nunsangi
101.	The Alexander Discipline	Dr. Nunsangi
102.	Muscle Physiology and Its Role in Dentofacial Region	Dr. Humera Tabassum
	Muscle Physiology – Applied Aspect	Dr. Humera Tabassum
103.	The Tweed Merrified Philosophy	Dr. Disha Agarwal
104.	The Tweed Merrified Philosophy	Dr. Disha Agarwal
105.	The Tweed Merrified Philosophy	Dr. Disha Agarwal
106.	Roth Vs Mbt -Part 1	Dr. Sri Lakshmi Teja Patneedi
107.	Roth Vs Mbt -Part 2	Dr. Sri Lakshmi Teja Patneedi
108.	Roth Vs Mbt- Part 3	Dr. Sri Lakshmi Teja Patneedi
109.	Roth Vs Mbt- Part 4	Dr. Sri Lakshmi Teja Patneedi
110.	Frictionless Mechanics	Dr. Ramadevi S
111.	The Alexander Discipline – Part 3	Dr. Nunsangi
112.	Facial Asymmetry	Dr. Anjith S Gladstone
113.	Activator – Part 1	Dr. Nunsangi
114.	Activator -Part 2	Dr. Nunsangi
115.	Modifications of Activator	Dr. Humera Tabassum
116.	Bionator	Dr. Humera Tabassum
117.	Frankel Appliance Part 1	Dr. Sri Lakshmi Teja Patneedi
118.	Frankel Appliance.-Part 2	Dr. Sri Lakshmi Teja Patneedi
119.	Fixed Functional Appliances	Dr. Disha Agarwal
120.	Modifications of Herbst Appliance	Dr. Disha Agarwal
121.	Flexible and Hybrid Appliances	Dr. Disha Agarwal
122.	Orthopedic Appliances	Dr. Anjith S Gladstone
123.	Role of Orthodontics in Orthognathic Surgery	Dr. Ramadevi S



CHILDREN'S EDUCATION SOCIETY (Regd.)

THE OXFORD DENTAL COLLEGE

(Recognized by the Govt. of Karnataka, Affiliated to Rajiv Gandhi University of Health Sciences, Karnataka & Recognised by Dental Council of India, New Delhi)

Bommanahalli, Hosur Road, Bangalore - 560 068.

Ph: 080-61754680 Fax : 080 - 61754693E-mail:deandirectortodc@gmail.com

Website: www.theoxford.edu

124.	Surgery First Orthognathic Approach	Dr. Sri Lakshmi Teja Patneedi
125.	Surgery First Orthognathic Approach	Dr. Sri Lakshmi Teja Patneedi
126.	Cosmetic Surgery in Orthodontics	Dr. Nunsangi
127.	Cleft Lip and Palate -Part 1	Dr. Humera Tabassum
128.	Cleft Lip and Palate- Part 2	Dr. Humera Tabassum
129.	Expansion in Orthodontics	Dr. Ramadevi S
130.	Ortho-Perio-Endo Inter-Relationship	Dr. Nunsangi
List of JCS (Using PPTs)		
131.	Three-Dimensional Frankfort Horizontal Plane For 3d Cephalometry: A Comparative Assessment of Conventional Versus Novel Landmarks and Horizontal Planes	Dr. Anjith S Gladstone
132.	The Reliability of Cephalometric Measurements in Orthodontics: Cone Beam Computed Tomography Versus Two-Dimensional Cephalograms	Dr. Anjith S Gladstone
133.	Assessment of Midpalatal Suture Maturation for Orthodontic Diagnosis and Treatment Planning	Dr. Anjith S Gladstone
134.	Comparison of Skeletal Maxillary Transverse Deficiency Treated by Microimplant-Assisted Rapid Palatal Expansion and Tooth-Borne Expansion During the Post-Pubertal Growth Spurt Stage: A Prospective Cone Beam Computed Tomography Study	Dr. Anjith S Gladstone
135.	How Accurate Is Invisalign In Nonextraction Cases? Are Predicted Tooth Positions Achieved?	Dr. Anjith S Gladstone
136.	A New Jig Design for Molar Distalization With Skeletal Anchorage	Dr. Anjith S Gladstone
137.	The Class Ii Carriere Motion Appliance: A 3d Cbct Evaluation of The Effects on The Dentition	Dr. Anjith S Gladstone
138.	The Class Ii Carriere Motion Appliance: A 3d Cbct Evaluation of The Effects on The Dentition	Dr. Anjith S Gladstone
139.	3d Cortical Bone Anatomy of The Mandibular Buccal Shelf: A Cbct Study to Define Sites for Extra-Alveolar Bone Screws to Treat Class Iii Malocclusion	Dr. Anoop Johnson
140.	Is There A Relationship Between Dental Crowding and The Size of The Maxillary or Mandibular Apical Base?	Dr. Anoop Johnson



CHILDREN'S EDUCATION SOCIETY (Regd.)

THE OXFORD DENTAL COLLEGE

(Recognized by the Govt. of Karnataka, Affiliated to Rajiv Gandhi University of Health Sciences,

Karnataka & Recognised by Dental Council of India, New Delhi)

Bommanahalli, Hosur Road, Bangalore – 560 068.

Ph: 080-61754680 Fax : 080 – 61754693E-mail:deandirectortodc@gmail.com

Website: www.theoxford.edu

141.	Effect of Non-Extraction and Extraction Orthodontic Treatments on Smile Esthetics For Different Malocclusions	Dr. Anoop Johnson
142.	Evaluation of The Ideal Position of The Maxillary Incisor to Upper Lip Thickness	Dr. Anoop Johnson
143.	Dental Arch Size and Shape After Maxillary Expansion in Bilateral Complete Cleft Palate: A Comparison of Three Expander Designs	Dr. Anoop Johnson
144.	Skeletal Effects of Monocortical And Bicortical Mini-Implant Anchorage on Maxillary Expansion Using Cone-Beam Computed Tomography in Young Adults	Dr. Disha Agarwal
145.	Facial Soft Tissue Thickness Among Skeletal Malocclusions: Is There A Difference?	Dr. Disha Agarwal
146.	Use of A Minitube Appliance in Periodontally Compromised Adult Patients Wth Severly Displaced Incisors	Dr. Disha Agarwal
147.	Biomechanical Analysis for Total Distalization Of the Mandibular Dentition: A Finite Element Study	Dr. Disha Agarwal
148.	Correlation Between Curve of Spee And Various Dental and Skeletal Cephalometric Parameters. A Radiological Study	Dr. Disha Agarwal
149.	Introduction to Invisalign® Smart Technology: Attachments Design, And Recall-Checks	Dr. Disha Agarwal
150.	Bimaxillary Protrusion and Gummy Smile Corrected with Extractions, Bone Screws and Smile Lengthening	Dr. Humera Tabassum
151.	Running Loop in Unusual Molar Extraction Treatment	Dr. Humera Tabassum
152.	Refinement of Gingival Margins: Biological Depth Vs Zone, And A Diode Laser	Dr. Humera Tabassum
153.	A Modified Kilroy Spring for Eruption of Palatally Impacted Canines	Dr. Humera Tabassum
154.	Strategies for Bracket Placement Based on Smile Aesthetics	Dr. Humera Tabassum
155.	Clinical Orthodontic Management During the Covid-19 Pandemic	Dr. Humera Tabassum
156.	Three-Dimensional Condylar Changes from Herbst Appliance and Multibracket Treatment: A Comparison with Matched Class Ii Elastics	Dr. Nunsangi
157.	The Role of Orthodontics in The Repair of Gingival Recessions	Dr. Nunsangi



CHILDREN'S EDUCATION SOCIETY (Regd.)

THE OXFORD DENTAL COLLEGE

(Recognized by the Govt. of Karnataka, Affiliated to Rajiv Gandhi University of Health Sciences,

Karnataka & Recognised by Dental Council of India, New Delhi)

Bommanahalli, Hosur Road, Bangalore - 560 068.

Ph: 080-61754680 Fax : 080 - 61754693E-mail:deandirectortodc@gmail.com

Website: www.theoxford.edu

158.	Maxillary Molar Intrusion Using Mini-Implants in The Anterior Palate "Mousetrap" Versus "Mini-Mousetrap"	Dr. Nunsangi
159.	Root Resorption with Orthodontic Mechanics: Pertinent Areas Revisited	Dr. Nunsangi
160.	Maxillary Dental and Skeletal Effects After Treatment with Self Ligating Appliance and Miniscrew Assisted Rapid Maxillary Expansion	Dr. Nunsangi
161.	Cherry Loop: A New Loop to Move the Mandibular Molar Mesially	Dr. Nunsangi
162.	One Incisor Extraction in Orthodontic Correction	Dr. Raksha V
163.	Photogrammetry Analysis: A Novel Approach	Dr. Raksha V
	Biomchanics Of Extra Alveolar Tads	Dr. Raksha V
164.	Biomechanics of Total Arch Distalization in Maxilla	Dr. Raksha V
165.	Skeletal Maturity Indicators with Upper Canines and Lower Second and Third Molar Calcification Stage	Dr. Raksha V
166.	Tandem Traction Appliance	Dr. Raksha V
167.	Early Treatment of Palatally Erupting Maxillary Canines by Extraction of The Primary Canines	Dr. Ramadevi S
168.	New Approach of Assessing Sagittal Dysplasia: The W Angle	Dr. Ramadevi S
169.	Biomechanical Analysis for Total Mesialization of the Mandibular Dentition: A Finite Element Study	Dr. Ramadevi S
170.	Skeletal and Dentoalveolar Changes After Mini Screw Assisted Rapid Palatal Expansion in Young Adults: A Cone-Beam Computed Tomography Study	Dr. Ramadevi S
171.	Soft Tissue Facial Profile Changes After Orthodontic Treatment with Or Without Tooth Extractions in Class I Malocclusion Patients: A Comparative Study	Dr. Ramadevi S
172.	Miniscrew-Retained Pontics in Growing Patients: A Biological Approach	Dr. Ramadevi S
173.	The Horseshoe Jet for Miniscrew-Supported Molar Distalization	Dr. Srilakshmi Teja Patneedhi
174.	Torque Differences According to Tooth Morphology and Bracket Placement: A Finite Element Study	Dr. Srilakshmi Teja Patneedhi
175.	Cervical Vertebral Maturation: Are Post-Pubertal Stages Attained in All Subjects?	Dr. Srilakshmi Teja Patneedhi



CHILDREN'S EDUCATION SOCIETY (Regd.)

THE OXFORD DENTAL COLLEGE

(Recognized by the Govt. of Karnataka, Affiliated to Rajiv Gandhi University of Health Sciences,
Karnataka & Recognised by Dental Council of India, New Delhi)
Bommanahalli, Hosur Road, Bangalore - 560 068.

Ph: 080-61754680 Fax : 080 - 61754693E-mail:deandirectortodc@gmail.com
Website: www.theoxford.edu

176.	Palatally Anchored Maxillary Molar Mesialization Using the Mesialslider	Dr. Srilakshmi Teja Patneedhi
177.	Panoramic Radiographs: A Tool for Investigating Skeletal Pattern	Dr. Srilakshmi Teja Patneedhi
178.	Mechanics and Clinical Significance for Mini Screws in Four Bicuspid Extraction Aligner Cases	Dr. Srilakshmi Teja Patneedhi
Case Presentations		
179.	Class II division 2 malocclusion	Dr. Ramadevi
180.	Class II division 1 Subdivision maloc	Dr. Raksha
181.	Class I with crowding	Dr. Nunsangi
182.	Class I malocclusion with bimaxillary proclination	Dr. Humera
183.	Class III with open bite malocclusion	Dr. Srilakshmi Teja
184.	Class II division 1 malocclusion	Dr. Anjith
185.	Class I malocclusion with deepbite	Dr. Disha
186.	Class II division 1 malocclusion with deepbite	Dr. Anoop
187.	Class I malocclusion with generalized spacing	Dr. Ramadevi
188.	Class II division 1 malocclusion with generalized spacing	Dr. Raksha
189.	Class II division 2 malocclusion	Dr. Nunsangi
190.	Class I malocclusion with bimaxillary proclination	Dr. Humera
191.	Class I malocclusion with generalized spacing	Dr. Srilakshmi Teja
	Class III malocclusion with open bite	Dr. Anjith
192.	Class I with crowding	Dr. Disha
193.	Class I malocclusion with bimaxillary proclination	Dr. Anoop
194.	Class III with open bite malocclusion	Dr. Ramadevi
195.	Class II division 1 malocclusion	Dr. Raksha
196.	Class I malocclusion with deepbite	Dr. Nunsangi
197.	Class II division 1 malocclusion with deepbite	Dr. Humera
198.	Class I malocclusion with generalized spacing	Dr. Srilakshmi Teja
199.	Class II division 1 malocclusion with generalized spacing	Dr. Anjith
200.	Class II division 2 malocclusion	Dr. Disha
201.	Class I malocclusion with bimaxillary proclination	Dr. Anoop
202.	Class I malocclusion with generalized spacing	Dr. Ramadevi
	Class III malocclusion with open bite	Dr. Raksha
203.	Class I with crowding	Dr. Nunsangi
204.	Class I malocclusion with bimaxillary proclination	Dr. Humera
205.	Class II division 2 malocclusion	Dr. Srilakshmi Teja



CHILDREN'S EDUCATION SOCIETY (Regd.)

THE OXFORD DENTAL COLLEGE

(Recognized by the Govt. of Karnataka, Affiliated to Rajiv Gandhi University of Health Sciences,
Karnataka & Recognised by Dental Council of India, New Delhi)
Bommanahalli, Hosur Road, Bangalore - 560 068.

Ph: 080-61754680 Fax: 080 - 61754693E-mail:deandirectortodc@gmail.com
Website: www.theoxford.edu

206.	Class II division 1 Subdivision maloc	Dr. Anjith
207.	Class I with crowding	Dr. Disha
208.	Class I malocclusion with bimaxillary proclination	Dr. Anoop
209.	Class III with open bite malocclusion	Dr. Ramadevi
210.	Class II division 1 malocclusion	Dr. Raksha
211.	Class I malocclusion with deepbite	Dr. Nunsangi
212.	Class II division 1 malocclusion with deepbite	Dr. Humera
213.	Class I malocclusion with generalized spacing	Dr. Srilakshmi Teja
214.	Class II division 1 malocclusion with generalized spacing	Dr. Anjith
215.	Class II division 2 malocclusion	Dr. Disha
216.	Class I malocclusion with bimaxillary proclination	Dr. Anoop
217.	Class I malocclusion with generalized spacing	Dr. Ramadevi
218.	Class III malocclusion with open bite	Dr. Raksha
219.	Class I with crowding	Dr. Nunsangi
220.	Class I malocclusion with bimaxillary proclination	Dr. Humera
221.	Class III with open bite malocclusion	Dr. Srilakshmi Teja
222.	Class II division 1 malocclusion	Dr. Anjith
223.	Class I malocclusion with deepbite	Dr. Disha
224.	Class II division 1 malocclusion with deepbite	Dr. Anoop
225.	Class I malocclusion with generalized spacing	Dr. Ramadevi
226.	Class II division 1 malocclusion with generalized spacing	Dr. Raksha
227.	Class II division 2 malocclusion	Dr. Nunsangi
228.	Class I malocclusion with bimaxillary proclination	Dr. Humera
229.	Class I malocclusion with generalized spacing	Dr. Srilakshmi Teja
230.	Class III malocclusion with open bite	Dr. Anjith
231.	Class I with crowding	Dr. Disha
232.	Class I malocclusion with bimaxillary proclination	Dr. Anoop
233.	Class II division 2 malocclusion	Dr. Ramadevi
234.	Class II division 1 Subdivision maloc	Dr. Raksha
235.	Class I with crowding	Dr. Nunsangi
236.	Class I malocclusion with bimaxillary proclination	Dr. Humera
237.	Class III with open bite malocclusion	Dr. Srilakshmi Teja
238.	Class II division 1 malocclusion	Dr. Anjith
239.	Class I malocclusion with deepbite	Dr. Disha
240.	Class II division 1 malocclusion with deepbite	Dr. Anoop
241.	Class I malocclusion with generalized spacing	Dr. Ramadevi



CHILDREN'S EDUCATION SOCIETY (Regd.)

THE OXFORD DENTAL COLLEGE

(Recognized by the Govt. of Karnataka, Affiliated to Rajiv Gandhi University of Health Sciences,
Karnataka & Recognised by Dental Council of India, New Delhi)
Bommanahalli, Hosur Road, Bangalore - 560 068.
Ph: 080-61754680 Fax: 080 - 61754693E-mail: deandirectortodc@gmail.com
Website: www.theoxford.edu

242.	Class II division 1 malocclusion with generalized spacing	Dr. Raksha
243.	Class II division 2 malocclusion	Dr. Nunsangi
244.	Class I malocclusion with bimaxillary proclination	Dr. Humera
245.	Class I with crowding	Dr. Srilakshmi Teja
246.	Class I malocclusion with bimaxillary proclination	Dr. Anjith
247.	Class III with open bite malocclusion	Dr. Disha
248.	Class II division 1 malocclusion	Dr. Anoop
249.	Class I malocclusion with deepbite	Dr. Ramadevi
250.	Class II division 1 malocclusion with deepbite	Dr. Raksha
251.	Class I malocclusion with generalized spacing	Dr. Nunsangi
252.	Class II division 1 malocclusion with generalized spacing	Dr. Humera
253.	Class II division 2 malocclusion	Dr. Srilakshmi Teja
254.	Class I malocclusion with bimaxillary proclination	Dr. Anjith
255.	Class I with crowding	Dr. Disha
256.	Class I malocclusion with bimaxillary proclination	Dr. Anoop
Videos List		
257.	Biomechanics - Types of Tooth Movements in Orthodontics	Dr. Disha
258.	Biomechanics of Tooth Movement	Dr. Anoop
259.	Bionator	Dr. Ramadevi
260.	Bite Plane	Dr. Raksha
261.	Class I Malocclusion and Treatment	Dr. Nunsangi
262.	Class II Malocclusion and Treatment	Dr. Humera
263.	Class III Malocclusion and Treatment	Dr. Srilakshmi Teja
264.	Cleft Lip and Cleft Palate	Dr. Anjith
265.	Development of Dentition 1	Dr. Disha
266.	Development of Dentition 2	Dr. Anoop
267.	Development of Facial Structures	Dr. Ramadevi
268.	Habits	Dr. Raksha
	Introduction to Orthodontics	Dr. Nunsangi
269.	Nance	Dr. Humera
270.	Palatal Expander	Dr. Srilakshmi Teja
271.	Rapid Expansion	Dr. Anjith
272.	Removable Appliances	Dr. Disha
273.	Surgical Procedures in Orthodontics	Dr. Anoop
274.	Thumb Sucking Habit	Dr. Ramadevi
275.	Tongue Thrusting Habit	Dr. Raksha
276.	Twin Block	Dr. Nunsangi

Prof. Shunke

Professor & Head

Dept. of Orthodontics

The Oxford Dental College, Bangalore

141

Dean and Director
The Oxford Dental College, Bangalore
Hosur Road, Bengaluru - 560 008



CHILDREN'S EDUCATION SOCIETY (Regd.)

THE OXFORD DENTAL COLLEGE

(Recognized by the Govt. of Karnataka, Affiliated to Rajiv Gandhi University of Health Sciences,

Karnataka & Recognised by Dental Council of India, New Delhi)

Bommanahalli, Hosur Road, Bangalore - 560 068.

Ph: 080-61754680 Fax : 080 - 61754693E-mail:deandirectortodc@gmail.com

Website: www.theoxford.edu

2019-20

Paediatric and Preventive Dentistry

List of Theory Topics (Using PPTs)		
Sl. No	Topic	Staff Incharge
1.	Introduction to Pedodontics	Dr. Bharath
2.	Operative dentistry	Dr. Sneha
3.	Dental caries	Dr. Madhusudan
4.	Fluorides	Dr. Kiran
5.	Behaviour management in children	Dr. Pavana
6.	Interceptive orthodontics	Dr. Bharath
7.	Oral habits	Dr. Swati
8.	Special care dentistry	Dr. Arshiya
9.	Traumatology	Dr. Priya
10.	Child psychology	Dr. Kiran
11.	Gingival and periodontal diseases	Dr. Manjaree
List of Seminars (Using PPTs)		
12.	Prenatal and postnatal growth of mandible	Dr. Bharath
13.	Muscles of mastication and muscles of tongue	Dr. Sneha
14.	Muscles of palate	Dr. Madhusudan
15.	Active components of removable orthodontic appliances	Dr. Kiran
16.	Autoimmune diseases, anaphylactic reactions, immunization schedule	Dr. Pavana
17.	Inborn errors of metabolism	Dr. Bharath
18.	Microbial factors for dental caries	Dr. Swati
19.	Pulp capping and pulp capping agents	Dr. Arshiya
20.	Dental plaque-identification	Dr. Priya
21.	Diagnosis of dental caries	Dr. Kiran
22.	Management of ECC	Dr. Manjaree
23.	Sensory deficit, intellectual disability	Dr. Arshiya
List of JCs (Using PPTs)		
24.	Dandara G. Haag, Lisa M. Jamieson, Joanne Hedges and Lisa G. Smithers. Is There an Association between Breastfeeding and Dental Caries among Three-Year-Old Australian Aboriginal children? Nutrients 2019, 11(11), 2811	Dr. Bharath
25.	N. P. T. Innes, D. J. P. Evans, C. C. Bonifacio, M. Geneser, D. Hesse, M. Heimer et al. The Hall Technique 10 years on: Questions and answers. BRITISH DENTAL JOURNAL 2017; 222 (6); 478-83	Dr. Sneha

Handwritten signature

Dean and Director
The Oxford Dental College, Bommanahalli
Hosur Road Bengaluru - 560 068



CHILDREN'S EDUCATION SOCIETY (Regd.)

THE OXFORD DENTAL COLLEGE

(Recognized by the Govt. of Karnataka, Affiliated to Rajiv Gandhi University of Health Sciences,

Karnataka & Recognised by Dental Council of India, New Delhi)

Bommanahalli, Hosur Road, Bangalore - 560 068.

Ph: 080-61754680 Fax : 080 - 61754693E-mail:deandirectortodc@gmail.com

Website: www.theoxford.edu

26.	Craig V. Vinall, Tales C. Garcia-Silva, Jennifer S.B. Lou, Martha H. Wells, Daranee Tantbirojn, Antheunis Versluis. Intrapulpal Temperature Rise During Light Activation of Restorative Composites in a Primary Molar. <i>Pediatric Dentistry</i> 2017; 39 (3); 125-30	Dr. Madhusudan
27.	Papimon Chompu-inwai, Thitida Sutharaphan, Areerat Nirunsittirat, Patchanee Chuveera, Thanida Srisuwan, Thanapat Sastraruji. How Effective are Inferior Alveolar Nerve Block and Supplemental IntraLigamentary Injections in Pediatric Patients with Deep Carious Permanent Mandibular Molars? <i>Pediatr Dent</i> 2018;40(7):437-42	Dr. Kiran
28.	N. S. V. Babu, P. V. Bhanushali, N. V. Bhanushali, P. Patel. Comparative analysis of microleakage of temporary filling materials used for multivisit endodontic treatment sessions in primary teeth: an in-vitro study. <i>European Archives of Paediatric Dentistry</i> 2019: 20: 565-570	Dr. Pavana
29.	F. C. Soares, R. A. Lima, D. M. Salvador, M. V. G. de Barros, G. Dahllöf, V. Colares. Reciprocal longitudinal relationship between dental fear and oral health in school children <i>European Archives of Paediatric Dentistry</i> 2018: 18: 300-70	Dr. Bharath
30.	Lopes T, Lima C, Silva N, Moura LF, Lima MD, Lima M. Association Between Duration of Breastfeeding and Malocclusion in Primary Dentition in Brazil. <i>Journal of Dentistry for Children</i> 2019; 86 (1): 17-23	Dr. Swati
31.	Zoumpoulakis M, Fotoulaki M, Topitsoglou V, Lazidou P, Zouloumis L, Kotsanos N. Prevalence of dental enamel defects, aphthous-like ulcers and other oral manifestations in celiac childr. en and adolescents: a comparative study. <i>The Journal of Clinical Pediatric Dentistry</i> 2019; 43(4): 274-80	Dr. Arshiya
32.	Peres MA, Ju X, Mittinty M, Spencer AJ, Do LG. Modifiable Factors Explain Socioeconomic Inequalities in Childr. en's Dental Caries. <i>JOURNAL OF DentAL ResEARCH</i> 2019;98(11):1211-18.	Dr. Priya
33.	Giuseppe Perinetti, Valentina Sbardella and Luca Contardo. Diagnostic reliability of the third finger middle phalanx maturation (MPM) method in the identification of the mandibular growth peak. <i>European Journal of Orthodontics</i> , 2017, 194-201	Dr. Kiran



CHILDREN'S EDUCATION SOCIETY (Regd.)

THE OXFORD DENTAL COLLEGE

(Recognized by the Govt. of Karnataka, Affiliated to Rajiv Gandhi University of Health Sciences,

Karnataka & Recognised by Dental Council of India, New Delhi)

Bommanahalli, Hosur Road, Bangalore - 560 068.

Ph: 080-61754680 Fax : 080 - 61754693E-mail:deandirectortodc@gmail.com

Website: www.theoxford.edu

34.	K. J. Alanazi, S. Pani, N. AlGhanim. Efficacy of external cold and a vibrating device in reducing discomfort of dental injections in children: A split mouth randomised crossover study. European Archives of Paediatric Dentistry. 2019 Apr;20(2):79-84.	Dr. Manjaree
35.	Barasul JC, Alcalde MP, Bortoluzzi ea, Duarte mah, Cardoso m, Bolan m Shaping ability of hand, rotary and reciprocating files in primary teeth: a micro-CT study in vitro Eur Arch Paediatr Dent. 2021 Apr;22(2):195-201.	Dr. Swati
36.	Effectiveness of a tooth-brushing programme using the picture exchange communication system (PECS) on gingival health of children with autism spectrum disorders	Dr. Arshiya
Case Presentations		
37.	Management of dental caries and deep pits and fissures in primary molars	Dr. Swati
38.	Management of dental caries in primary molars	Dr. Arshiya
E-Posters		
39.	Ellis classification of traumatic injuries	Dr. Swati
40.	Cavity designs	Dr. Arshiya
Videos List		
41.	Pulpotomy technique	Dr. Swati
42.	Pulpectomy procedure	Dr. Arshiya

Dean and Director
The Oxford Dental College, Bommanahalli
Hosur Road Bengaluru - 560 068



CHILDREN'S EDUCATION SOCIETY (Regd.)

THE OXFORD DENTAL COLLEGE

(Recognized by the Govt. of Karnataka, Affiliated to Rajiv Gandhi University of Health Sciences,
Karnataka & Recognised by Dental Council of India, New Delhi)

Bommanahalli, Hosur Road, Bangalore - 560 068.

Ph: 080-61754680 Fax : 080 - 61754693E-mail: deandirectortodc@gmail.com

Website: www.theoxford.edu

2019-20

Oral Pathology

List of Theory Topics		
Sl. No	Topics	Staff Incharge
1.	Development of Face and Oral Cavity	Dr. Seema
2.	Tooth Development	Dr. Komali
3.	Enamel	Dr. Shruti
4.	Dentin	Dr. Leeky
5.	Pulp	Dr. Shruti
6.	Cementum	Dr. Leeky
7.	Periodontal Ligament	Dr. Seema
8.	Bone	Dr. Saleha
9.	Oral Mucous Membrane	Dr. Leeky
10.	Salivary glands	Dr. Saleha
11.	Tooth Eruption	Dr. Komali
12.	Shedding of Deciduous teeth	Dr. Komali
13.	Histochemistry of Oral Tissues	Dr. Komali
14.	Maxillary Sinus	Dr. Leeky
15.	Temporo-Mandibular Joint	Dr. Seema
16.	Theories of Mineralisation	Dr. Shruti
17.	Landmarks	Dr. Shruti
18.	Tooth Numbering Systems	Dr. Seema
19.	Differences between permanent and deciduous teeth	Dr. Shruti
20.	Permanent Maxillary Central Incisor	Dr. Shruti
21.	Permanent Maxillary Lateral Incisor	Dr. Ashwini
22.	Permanent Maxillary Canine	Dr. Shruti
23.	Maxillary First Premolar	Dr. Leeky
24.	Maxillary Second Premolar	Dr. Leeky
25.	Permanent Maxillary First Molar	Dr. Komali
26.	Permanent Maxillary Second Molar	Dr. Saleha
27.	Permanent Maxillary Third Molar	Dr. Saleha
28.	Permanent Mandibular Central Incisor	Dr. Komali
29.	Permanent Mandibular Lateral Incisor	Dr. Komali
30.	Permanent Mandibular Canine	Dr. Seema
31.	Mandibular First Premolar	Dr. Komali
32.	Mandibular Second Premolar	Dr. Komali
33.	Permanent Mandibular First Molar	Dr. Shruti
34.	Permanent Mandibular Second Molar	Dr. Seema
35.	Permanent Mandibular Third Molar	Dr. Saleha
36.	Developmental Disturbances of Oral and Paraoral Structures	Dr. Leeky
37.	Benign Epithelial Tumours of the Oral Cavity	Dr. Shruti
38.	OPMDS	Dr. Leeky
39.	Malignant Epithelial Tumours of the Oral Cavity	Dr. Saleha
40.	Benign Connective Tissue Tumours of the Oral Cavity	Dr. Seema

Bommanahalli

Prof & HOD

Dept. of Oral & Maxillofacial
Pathology & Microbiology

The Oxford Dental College,

145

Dean and Director
The Oxford Dental College, Bom
Hosur Road Bengaluru - 560 068



CHILDREN'S EDUCATION SOCIETY (Regd.)

THE OXFORD DENTAL COLLEGE


(Recognized by the Govt. of Karnataka, Affiliated to Rajiv Gandhi University of Health Sciences,
Karnataka & Recognised by Dental Council of India, New Delhi)

Bommanahalli, Hosur Road, Bangalore - 560 068.

Ph: 080-61754680 Fax : 080 - 61754693E-mail: deandirectortodc@gmail.com

Website: www.theoxford.edu

41.	Malignant Connective Tissue Tumours of the Oral Cavity	Dr. Shruti
42.	Tumours of the Salivary Glands	Dr. Saleha
43.	Cysts and Tumours of Odontogenic Origin	Dr. Seema & Dr. Shruti
44.	Bacterial Infections of the Oral Cavity	Dr. Seema
45.	Viral Infections of the Oral Cavity	Dr. Komali
46.	Mycotic Infections of the Oral Cavity	Dr. Leeky
47.	Diseases of the Periodontium	Dr. Saleha
48.	Dental Caries	Dr. Seema
49.	Diseases of the Pulp and Periapical Tissues	Dr. Seema
50.	Spread of Oral Infection	Dr. Komali
51.	Physical and Chemical injuries of the Oral Cavity	Dr. Komali
52.	Regressive Alterations of the teeth	Dr. Ashwini
53.	Healing of Oral wounds	Dr. Komali
54.	Oral Aspects of Metabolic disease	Dr. Saleha
55.	Allergic and Immunologic diseases of the Oral Cavity	Dr. Shruti
56.	Diseases of Bone and Joints	Dr. Leeky
57.	Diseases involving RBCs	Dr. Shruti
58.	Diseases involving WBCs	Dr. Seema
59.	Diseases involving Platelets	Dr. Komali
60.	Diseases of the Skin	Dr. Shruti
61.	Diseases of Nerves and Muscles	Dr. Shruti
62.	Forensic Odontology	Dr. Seema
List of Seminars		
63.	Theories of Mineralization	Dr. Shruti
64.	Diseases of RBCs	Dr. Saleha
65.	Diseases of WBCs	Dr. Seema
List of Jcs		
tt.	Oral Squamous Cell Carcinoma: Etiology, Pathogenesis and Prognostic Value of Genomic Alterations	Dr. Pavithra
uu.	An Atypical Case of Oral Squamous Cell Carcinoma of Mandibular Alveolus. Hindawi Case Reports in Dentistry Volume 2019, Article ID 2521685, 6 pages	Dr. Pavithra
vv.	Tobacco and oral squamous cell carcinoma: A review of carcinogenic pathways. 2019;17(April):29	Dr. Pavithra
Videos for Teaching Purpose		
ww.	Carving of Incisor Teeth	Dr. Leeky M
xx.	Carving of Canines	Dr. Saleha J
yy.	Carving of Premolars	Dr. Seema
zz.	Carving of Molars	Dr. Shruti



PROF & HOD

Dept. of Oral & Maxillofacial
Pathology & Microbiology
The Oxford Dental College,

Bommanahalli, Bangalore

Dean and Director
The Oxford Dental College, Bommanahalli
Hosur Road Bangalore - 560 068



CHILDREN'S EDUCATION SOCIETY (Regd.)

THE OXFORD DENTAL COLLEGE

(Recognized by the Govt. of Karnataka, Affiliated to Rajiv Gandhi University of Health Sciences,

Karnataka & Recognised by Dental Council of India, New Delhi)

Bommanahalli, Hosur Road, Bangalore - 560 068.

Ph: 080-61754680 Fax: 080 - 61754693E-mail: deandirectortodc@gmail.com

Website: www.theoxford.edu

2019-20

Public Health Dentistry

List of Theory Topics (Using PPTs)		
Sl. No	Topic	Staff Incharge
1.	Concepts of health	Dr. Manjunath
2.	Concepts of diseases	Dr. Shilpashree
3.	Concepts of prevention	Dr. Madhusudhan
4.	Environment and health	Dr. Manjunath
5.	Disposal of water	Dr. Shilpashree
6.	Biomedical waste management	Dr. Madhusudhan
7.	General epidemiology	Dr. Manjunath
8.	Introduction to epidemiology	Dr. Vedit
9.	Descriptive epidemiology	Dr. Archana KM
10.	Analytical epidemiology	Dr. Manjunath
11.	Experimental epidemiology	Dr. Shilpashree
12.	Health education and communication	Dr. Madhusudhan
13.	Health care delivery system	Dr. Shwetha
14.	PHC AND CHC	Dr. Divya
15.	Ayush	Dr. Nivya
16.	Health agencies national and international	Dr. Deepa
17.	WHO	Dr. Nivya
18.	Health programmes in INDIA	Dr. Divya
19.	Hospital administration	Dr. Shwetha
20.	Behavioural sciences	Dr. Nivya
List of Seminars (Using PPTs)		
21.	Minimal invasive dentistry	Dr. Archana KM
22.	Topical fluoride	Dr. Manjunath
23.	Socio-economic status as an external-modifying factor for dental caries	Dr. Shilpashree
24.	Dental manpower	Dr. Madhusudhan
25.	Milestones in dental public health	Dr. Shwetha
26.	Evidence based dentistry	Dr. Archana K M
27.	Dentist act	Dr. Manjunath
28.	Occupational hazards in dentistry	Dr. Shilpashree
29.	Role of chronic systemic diseases and impaired host factors in dental caries	Dr. Madhusudhan
30.	WHO 1997 proforma	Dr. Shwetha
31.	Evaluation	Dr. Archana K M
32.	Tooth factors involved in dental caries	Dr. Manjunath
33.	Prevention of traumatic dental injuries	Dr. Shilpashree
34.	External modifying factors involved in periodontal disease	Dr. Madhusudhan
35.	Planning of health care	Dr. Shwetha
36.	Minimal invasive dentistry	Dr. Archana K M
37.	Surveying	Dr. Manjunath

Shel K.M
Professor & Head
Dept. of Public Health Dentistry
The Oxford Dental College, Bangalore

147
Dean and Director
The Oxford Dental College, Bommanahalli
Hosur Road Bengaluru - 560 068



CHILDREN'S EDUCATION SOCIETY (Regd.)

THE OXFORD DENTAL COLLEGE

(Recognized by the Govt. of Karnataka, Affiliated to Rajiv Gandhi University of Health Sciences,

Karnataka & Recognised by Dental Council of India, New Delhi)

Bommanahalli, Hosur Road, Bangalore - 560 068.

Ph: 080-61754680 Fax : 080 - 61754693E-mail:deandirectortodc@gmail.com

Website: www.theoxford.edu

38.	Community nutritional health programs in India	Dr. Shilpashree
39.	Systemic fluorides	Dr. Madhusudhan
40.	Finance in dental care	Dr. Shwetha
41.	Oral health education	Dr. Archana K M
42.	Public private practice	Dr. Manjunath
43.	Preventive oral care for medically compromised patients	Dr. Shilpashree
44.	Scope of public health data in epidemiology	Dr. Madhusudhan
45.	Genetic counselling	Dr. Shwetha
46.	Critical evaluation of gingival and periodontal indices	Dr. Archana K M
47.	Preventive and interceptive orthodontics	Dr. Manjunath
48.	Preventive oral health care of geriatric population	Dr. Shilpashree
49.	Genetics and oral health	Dr. Madhusudhan
50.	Health and human right	Dr. Shwetha
51.	Health informatics	Dr. Archana KM
52.	Child health problems	Dr. Manjunath
53.	Trends in periodontal diseases	Dr. Shilpashree
54.	Ergonomics in dentistry	Dr. Madhusudhan
55.	Preventive measures in especially abled	Dr. Shwetha
List of JCS (Using PPTs)		
56.	Drug Abuse in Paediatric Dentistry: A Cross Sectional Study	Dr. Archana KM
57.	Periodontal Changes in Children and Adolescents with Diabetes A case-control study	Dr. Manjunath
58.	Incidence of Tooth Loss in Adults: A 4-Year Population-Based Prospective Cohort Study	Dr. Shilpashree
59.	Retention of Moisture-tolerant and Conventional Resin-based Sealant in Six to Nine-year-old Children	Dr. Madhusudhan
60.	Perception of Pictorial Warning Present on Cigarette Packet Used in India among Graduating Dental Students of Bangalore City	Dr. Shwetha
61.	The association between periodontal disease and adverse pregnancy outcomes in Northern Tanzania: a cross-sectional study	Dr. Archana KM
62.	Influence of feeding practices on dental caries. A case-control study	Dr. Manjunath
63.	Effect of neighbourhood and individual social capital in early childhood on oral health-related quality of life: a 7-year cohort study	Dr. Shilpashree
64.	A cross sectional survey to assess the effect of socioeconomic status on oral hygiene habits	Dr. Madhusudhan
65.	Influence of feeding practices on dental caries.	Dr. Shwetha



CHILDREN'S EDUCATION SOCIETY (Regd.)

THE OXFORD DENTAL COLLEGE

(Recognized by the Govt. of Karnataka, Affiliated to Rajiv Gandhi University of Health Sciences,

Karnataka & Recognised by Dental Council of India, New Delhi)

Bommanahalli, Hosur Road, Bangalore - 560 068.

Ph: 080-61754680 Fax : 080 - 61754693E-mail:deandirectortodc@gmail.com

Website: www.theoxford.edu

66.	Relationship between increases in BMI and changes in periodontal status: prospective cohort study	Dr. Manjunath
67.	Effect of oil pulling on plaque induced gingivitis: a randomized controlled trial	Dr. Archana KM
68.	Cross sectional study of preventive dental knowledge among adults seeking dental care	Dr. Manjunath
69.	Oral cancer awareness among dental patients in Sweden: cross sectional study	Dr. Shilpashree
70.	Oral health status in victims of child abuse: a case control study	Dr. Madhusudhan
71.	A prospective cohort study on poor oral hygiene and pancreatitis	Dr. Manjunath
72.	Perceptions about tooth brush contamination and disinfection among dental students- a cross sectional study	Dr. Shilpashree
73.	Risk of tongue cancer associated with tobacco, smoking and alcohol- a case control study	Dr. Madhusudhan
74.	A population survey of daily factors associated with permanent tooth emergence: prospective cohort study.	Dr. Manjunath
75.	High fluoride tooth paste: a multicentre randomized controlled trial in adults.	Dr. Shilpashree
76.	Parent's willingness to invest in their Children oral health.	Dr. Madhusudhan
77.	Evaluation of an oral health promotion and prevention programme: a case control study	Dr. Manjunath
78.	Interdental cleaning: A cross sectional survey of patients attending a tertiary health institution in Nigeria	Dr. Shilpashree
79.	Dental needs and socioeconomic status associated with utilization of dental services in the presence of dental pain: A case-control study in Children	Dr. Madhusudhan
80.	Dietary habits and dental health over the first 18 months of life	Dr. Manjunath
81.	Randomized controlled trial of caries prevention in dental practice	Dr. Shilpashree
82.	Cross-sectional survey to assess the effect of socioeconomic status on the oral hygiene habits	Dr. Manjunath
83.	Evaluation of the prevalence of the Oral mucosal lesions in a population of Eastern coast of South India	Dr. Shilpashree
84.	Oral Health related Quality of life and traumatic dental injuries in Brazilian adolescents	Dr. Madhusudhan
85.	Increased risk of Carotid Atherosclerosis in male patients with chronic periodontitis: A nationwide population based retrospective cohort study	Dr. Manjunath



CHILDREN'S EDUCATION SOCIETY (Regd.)

THE OXFORD DENTAL COLLEGE

(Recognized by the Govt. of Karnataka, Affiliated to Rajiv Gandhi University of Health Sciences,
Karnataka & Recognised by Dental Council of India, New Delhi)

Bommanahalli, Hosur Road, Bangalore - 560 068.

Ph: 080-61754680 Fax: 080 - 61754693E-mail:deandirectortodc@gmail.com

Website: www.theoxford.edu

86.	Strategies for maximizing consent rates for child dental health surveys: A randomised controlled trial	Dr. Shilpashree
87.	Changes in adolescents' oral health status following oral health promotion activities in Tanzania	Dr. Madhusudhan
88.	Prevalence of deleterious oral habits among 3-5 yrs preschool Children in Bhubaneswar, Odisha, India	Dr. Archana KM
E-Posters		
89.	Public health Dentistry in person identification	Dr. Manjunath
90.	Dent Ecovacay	Dr. Shilpashree
91.	Trash the ash, before it puts you out.	Dr. Archana KM

Dr. Archana KM

Professor & Head
Dept. of Public Health Dentistry
The Oxford Dental College, Bangalore

[Signature]

Dean and Director
The Oxford Dental College, Bommanahalli
Hosur Road Bengaluru - 560 068



CHILDREN'S EDUCATION SOCIETY (Regd.)

THE OXFORD DENTAL COLLEGE

(Recognized by the Govt. of Karnataka, Affiliated to Rajiv Gandhi University of Health Sciences,

Karnataka & Recognised by Dental Council of India, New Delhi)

Bommanahalli, Hosur Road, Bangalore - 560 068.

Ph: 080-61754680 Fax: 080 - 61754693E-mail: deandirectortodc@gmail.com

Website: www.theoxford.edu

**List of e-Content/e-Course Developed and delivered by Faculties – Department
Wise (PowerPoint Presentations, Word Files, PDFs, Audio/Video Downloaded,
Animations Downloaded) 2020-21**

Oral Medicine and Radiology

List of Theory Topics		
SL. No.	Topic	Staff incharge
1.	Faulty radiographs	Dr. Anuradha pai
2.	Fibro osseous lesions	Dr. Anuradha pai
3.	Fungal infections	Dr. Anuradha pai
4.	History of radiology	Dr. Anuradha pai
5.	HIV infection	Dr. Bharathai
6.	Intraoral imaging techniques	Dr. Bharathi
7.	Multilocular radiolucencies	Dr. Bharathi
8.	Multilocular radiolucencies	Dr. Bharathi
9.	Odontogenic tumors	Dr. Bharathi
10.	Oral cancer	Dr. Sushmini
11.	Orofacial pain	Dr. Sushmini
12.	Orofacial pain	Dr. Sushmini
13.	Osteomyelitis	Dr. Sushmini
14.	Principles of radiographic interpretation	Dr. Asha
15.	Radiation physics	Dr. Asha
16.	Radiotherapy	Dr. Asha
17.	Red and white lesions	Dr. Asha
18.	Salivary gland disorders	Dr. Asha
19.	Processing X ray films	Dr. Shivu
20.	Pigmented lesions	Dr. Shivu
21.	Corticosteroids	Dr. Shivu
22.	Systemic diseases manifested in jaw	Dr. Shivu
23.	TMJ disorders	Dr. Sheshaprasad
24.	Ultrasonography	Dr. shashaprasad
25.	Vesiculo bullous lesions	Dr. Sheshaprasad
26.	Bone diseases	Dr. Sheshaprasad
27.	TMJ	Dr. Sheshaprasad
28.	Orofacial pain	Dr. Sowbhagya
29.	Radiation biology	Dr. Sowbhagya
30.	Bitewing and occlusal radiography	Dr. Sowbhagya
31.	Bleeding disorders	Dr. Sowbhagya
32.	Bleeding disorders	Dr. Sindhu
33.	Bone diseases- Fibro osseous disorders	Dr. Sindhu
34.	Corticosteroids	Dr. Anuradha pai
35.	CT and MRI	Dr. Anuradha pai
36.	Cysts of the jaws	Dr. Anuradha pai
37.	Digital imaging	Dr. Anuradha pai

Anuradha

Professor & Head
Dept. of Oral Medicine & Radiology
The Oxford Dental College, Bangalore

151
Dean and Director
The Oxford Dental College, Bommanahalli,
Hosur Road Bengaluru - 560 068



CHILDREN'S EDUCATION SOCIETY (Regd.)

THE OXFORD DENTAL COLLEGE

(Recognized by the Govt. of Karnataka, Affiliated to Rajiv Gandhi University of Health Sciences,

Karnataka & recognised by Dental Council of India, New Delhi)

Bommanahalli, Hosur Road, Bangalore - 560 068.

Ph: 080-61754680 Fax: 080 - 61754693E-mail: deandirectortodc@gmail.com

Website: www.theoxford.edu

38.	Extraoral radiography	Dr. Bharathi
39.	HIV	Dr. Bharathi
40.	Infections	Dr. Bharathi
41.	Image characteristics	Dr. Bharathi
42.	Malignant tumors	Dr. Sindhu
43.	Occlusion and TMD	Dr. Sindhu
44.	Odontogenic tumors	Dr. Divya
45.	Oral cancer	Dr. Divya
46.	Panoramic imaging	Dr. Divya
47.	Pigmented lesions	Dr. Divya
48.	Radiation protection	Dr. Divya
49.	Red and white lesions	Dr. Raghunand
50.	Salivary gland disorders	Dr. Raghunand
51.	Sialography	Dr. Raghunand
52.	Lamina dura	Dr. Shivu
53.	TMJ imaging	Dr. Shivu
54.	TMJ disorders	Dr. Shivu
55.	Ultrasonography	Dr. Shivu
List of Seminars		
56.	Nuclear medicine	Dr. Sheetal
57.	MRI	Dr. Shabnoor
58.	Maxillofacial trauma	Dr. Sikha
59.	Soft tissue calcifications	Dr. Kalyan
60.	Development of maxilla and mandible	Dr. Shabana
61.	Lasers in oral medicine	Dr. Twinkle
62.	Implant imaging	Dr. Yamuna
63.	Radiosensitizers, Radioprotectors, Radiomitigators	Dr. Vinitha
64.	Steroids in oral medicine	Dr. Sikha
65.	Giant cell lesions of jaw	Dr. Kalyan
66.	Collagen disorders	Dr. Shabana
67.	Oral mucous membrane	Dr. Twinkle
68.	Introduction, classification & assessment of orofacial pain	Dr. Yamuna
69.	Interactions of CGCG in the jaw- Cochrane review	Dr. Vinitha
70.	Neuropathy & neuralgia- oral facial region	Dr. Kalyan
71.	Lymphoproliferative disorders	Dr. Shabana
72.	Neurovascular pain	Dr. Twinkle
73.	Osteomyelitis of jaw- treatment	Dr. Yamuna
74.	KCOT- management	Dr. Vinitha
75.	Topical treatment for HIV ulcers	Dr. Sikha
76.	Post herpetic neuralgia- evidence based prevention & treatment	Dr. Kalyan
77.	Diagnosis & management of TMDs- Joint disorders	Dr. Shabana
78.	Management of orofacial pain	Dr. Twinkle
79.	Facial nerve	Dr. Yamuna



CHILDREN'S EDUCATION SOCIETY (Regd.)

THE OXFORD DENTAL COLLEGE

(Recognized by the Govt. of Karnataka, Affiliated to Rajiv Gandhi University of Health Sciences,

Karnataka & Recognised by Dental Council of India, New Delhi)

Bommanahalli, Hosur Road, Bangalore - 560 068.

Ph: 080-61754680 Fax: 080 - 61754693E-mail:deandirectortodc@gmail.com

Website: www.theoxford.edu

80.	Muscle disorders & management	Dr. Vinitha
81.	Trigeminal nerve	Dr. Sheetal
82.	Radiation safety and protection	Dr. Shabnoor

List of JCS

83.	Giant radicular cyst involving maxillary sinus	Dr. Kalyan
84.	Analysis of salivary antioxidant levels in different clinical staging and histological grading of OSCC	Dr. Shabana
85.	Editorial: patient support and advocacy organization partners in promoting awareness and improving the lives of oral and maxilla facial disease	Dr. Twinkle
86.	Dental and dental hygiene students - a diagnostic accuracy in oral radiology: effect of diagnostic strategy and instructional method Articraft in CBCT-a review	Dr. Yamuna
87.	Novel targets in treatment of ameloblastoma	Dr. Vinitha
88.	Clinical characteristics of concomitant OLP and thyroid diseases	Dr. Sikha
89.	A comparative study on efficacy of different treatment modalities of OSMF evaluated by clinical staging in population of south rajasthan	Dr. Kalyan
90.	Predicting the future	Dr. Shabana
91.	Radiation induced salivary hypertension	Dr. Twinkle
92.	Awareness of occupational hazards among dentist	Dr. Yamuna
93.	Unusual large tongue ulceration	Dr. Vinitha
94.	Oral lichen planus treated with tacrolimus	Dr. Kalyan
95.	CBCT based bone quality assessment: are HU units applicable	Dr. Shabana
96.	Novel anti cogualants: general overview and practical consideration for dental practioner	Dr. Twinkle
97.	Chronic bacterial sialadinitis	Dr. Yamuna
98.	Comorbidities associated with orofacial pain and headache	Dr. Vinitha
99.	continuing emphasis - editorial	Dr. Sikha
100.	Oxidative level in OLP using monoaldehyde: a systematic review	Dr. Kalyan
101.	Biomonitoring of cytotoxic and genotoxic effect on gingival epithelial cells exposed to digital panoramic radiograph	Dr. Shabana
Case Presentations		
102.	Lichenoid reaction	Dr. Yamuna
103.	Vascular malformation of lip	Dr. Vinitha
104.	Zygomatic complex fracture	Dr. Kalyan
105.	Mucocele	Dr. Shabana



CHILDREN'S EDUCATION SOCIETY (Regd.)

THE OXFORD DENTAL COLLEGE

(Recognized by the Govt. of Karnataka, Affiliated to Rajiv Gandhi University of Health Sciences,
Karnataka & Recognised by Dental Council of India, New Delhi)
Bommanahalli, Hosur Road, Bangalore - 560 068.

Ph: 080-61754680 Fax: 080 - 61754693E-mail:deandirectortodc@gmail.com
Website: www.theoxford.edu

106.	Traumatic ulcerative granuloma with stromal eosinophilia	Dr. Twinkle
107.	Traumatic fibroma	Dr. Yamuna
108.	Actinic cheilitis	Dr. Vinitha
109.	Ectodermal dysplasia	Dr. Sikha
110.	Antibioma	Dr. Kalyan
111.	Antibioma	Dr. Shabana
112.	Reticular lichen planus	Dr. Twinkle
113.	Oral cancer	Dr. Yamuna
114.	Oral submucous fibrosis	Dr. Vinitha
115.	Epulis fissuratum	Dr. Kalyan
116.	Masseter muscle hypertrophy	Dr. Shabana
117.	Residual cyst	Dr. Twinkle
118.	Herpes zoster	Dr. Yamuna
119.	Pyogenic granuloma	Dr. Vinitha
120.	Ruptured mucocele	Dr. Sikha
121.	Geographic tongue	Dr. Kalyan
122.	Osmf stage II	Dr. Shabana
E-Posters		
123.	Paper- Salivary biomarkers as diagnostic tool for oral cancer - An insight	Dr. Yamuna
124.	T - Scan -Poster	Dr. Vinitha
125.	Cochrane And Comet Initiative - Poster	Dr. Sheetal
126.	Digital Reconstruction of Tooth -Poster	Dr. Shabnoor
127.	Artificial Intelligence in Oral Cancer Screening -Paper Presentation	Dr. Sikha
128.	Poster-Screen and Say " NO" To Oral Cancer	Dr. Shabana
Videos List		
129.	Examination of disc displacement	Dr. Anuradha pai
130.	Toluidine blue staining	Dr. Bharathi
131.	Laser	Dr. Sushmini
132.	Taking extra oral radiograph	Dr. Asha

Anuradha
Professor & Head
Dept. of Oral Medicine & Radiology
The Oxford Dental College, Bangalore

[Signature]
Dean and Director
The Oxford Dental College, Bommanahalli
Hosur Road Bengaluru - 560 068



CHILDREN'S EDUCATION SOCIETY (Regd.)


THE OXFORD DENTAL COLLEGE


(Recognized by the Govt. of Karnataka, Affiliated to Rajiv Gandhi University of Health Sciences,
Karnataka & Recognised by Dental Council of India, New Delhi)
Bommanahalli, Hosur Road, Bangalore - 560 068.
Ph: 080-61754680 Fax : 080 - 61754693E-mail:deandirectortodc@gmail.com
Website: www.theoxford.edu

2020-21

Oral and Maxillofacial Surgery

List of Theory Topics		
SL. No.	Topic	Staff incharge
1.	Local anaesthesia	Dr. Diana Daniel
2.	Instrumentation in OMFS	Dr. Harish Kumar A
3.	Sterilization and disinfection	Dr. Kavitha R
4.	Cleft lip and palate	Dr. Santosh BS
5.	Surgical anatomy of temporomandibular joint	Dr. Harish Kumar A
6.	Antibiotics used in dentistry	Dr. Harish babu
7.	Analgesics used in dentistry	Dr. Supriya B
8.	Distraction osteogenesis	Dr. Harish Kumar A
List of Seminars		
9.	Arterial and venous supply of head and neck	Dr. Santosh BS
10.	Triangles of head and neck	Dr. Supriya B
11.	Wound healing	Dr. Diana Daniel
12.	Imaging in OMFS	Dr. Harish Kumar A
13.	Metabolism in omfs patient	Dr. Kavitha R
14.	Initial assessment in trauma patient	Dr. Harish Kumar A
15.	Management of trauma in geriatric patients	Dr. Santosh BS
List of JCS		
16.	Transparotid approach for reduction of condylar and subcondylar fractures	Dr. Diana Daniel
17.	Superficial parotidectomy versus retrograde partial superficial parotidectomy in treating benign salivary gland tumor	Dr. Harish Kumar A
18.	A comparison of parietal and iliac crest bone graft for orbital reconstruction	Dr. Supriya B
19.	Analysis of pattern and treatment of mandibular condylar fractures - a review article	Dr. Harish Kumar A
20.	Current trends in the management of frontal fractures	Dr. Harish babu
21.	Titanium lag screw vs miniplate fixation in treatment of anterior mandibular fracture	Dr. Nandhan
Case Presentations		
22.	Case presentation on infected plate removal in right angle and symphysis region	Dr. Supriya B
23.	Case presentation on infected plate removal in left angle and parasymphysis region	Dr. Santosh BS
24.	Case presentation on adenomatoid odontogenic tumour	Dr. Diana Daniel
25.	Case presentation on left condylar fractures	Dr. Harish Kumar A
26.	Case presentation on implant w.r.t 15 region	Dr. Kavitha R
27.	Case presentation on implant placement w.r.t 26 region	Dr. Santosh BS


Professor & Head
Dept. of Oral & Maxillofacial Surgery & Implantology
The Oxford Dental College, Bangalore


Dean and Director
The Oxford Dental College, Bommanahalli
Hosur Road, Bangalore - 560 068



CHILDREN'S EDUCATION SOCIETY (Regd.)

THE OXFORD DENTAL COLLEGE

(Recognized by the Govt. of Karnataka, Affiliated to Rajiv Gandhi University of Health Sciences,
Karnataka & Recognised by Dental Council of India, New Delhi)
Bommanahalli, Hosur Road, Bangalore - 560 068.


Ph: 080-61754680 Fax: 080 - 61754693 E-mail: deandirectortodc@gmail.com


Website: www.theoxford.edu

2020-21

Conservative Dentistry and Endodontics

List of Theory Topics		
SL. No.	Topic	Staff incharge
1.	Root Canal Treatment	Dr. Sainath
2.	Cavity Preparation for Composite	Dr. Champa
3.	Infection Control	Dr. Ashwija
4.	Preventive Measures In OD	Dr. Srinivas
5.	Complex Amalgam	Dr. Ashwija
6.	Dentine Hypersensitivity	Dr. Srinivas
7.	Contact & Contours	Dr. Ashwija
8.	Traumatic Injuries	Dr. Srinivas
9.	Inlay	Dr. Lekha
10.	Glass Ionomer Cements	Dr. Jaykumar
11.	Endodontic Instrument	Dr. Srirekha
12.	Working Length	Dr. Srirekha
13.	Endodontic Surgery	Dr. Lekha
14.	Microbiology in Endodontics	Dr. Jaykumar
15.	Sealers	Dr. Vijay
16.	Resorption	Dr. Srinivas
List of Seminars		
17.	Dental Burs	Dr. Srinivas
18.	Casting Defects	Dr. Lekha
19.	Prevention of Dental Caries	Dr. Ashwija
20.	Endodontic Emergencies	Dr. Ashwija
21.	Dentin Bonding Agents	Dr. Vijay
22.	Avulsion	Dr. Srirekha
23.	Corrective surgery	Dr. Srirekha
24.	Irrigation techniques and devices	Dr. Jayakumar
25.	Rotary in endodontics	Dr. Jayakumar
26.	Gingival tissue management	Dr. Lekha
27.	Instrument separation management	Dr. Lekha
28.	Veneer	Dr. Vijay
29.	Regenerative endodontics	Dr. Vijay
30.	Sonics and ultrasonics	Dr. Ashwija
31.	Intracanal medicaments	Dr. Ashwija
32.	Root fracture and its management	Dr. Archana
33.	Endodontic working length	Dr. Archana
34.	Bonding agents	Dr. Srinivas
35.	Traumatic dental injuries-part 1	Dr. Srinivas


Professor & Head
Dept. of Conservative Dentistry & Endodontics
The Oxford Dental College, Bangalore


Dean and Director
The Oxford Dental College, Bommanahalli
Hosur Road, Bengaluru - 560 068



CHILDREN'S EDUCATION SOCIETY (Regd.)

THE OXFORD DENTAL COLLEGE

(Recognized by the Govt. of Karnataka, Affiliated to Rajiv Gandhi University of Health Sciences,

Karnataka & Recognised by Dental Council of India, New Delhi)

Bommanahalli, Hosur Road, Bangalore - 560 068.

Ph: 080-61754680 Fax: 080 - 61754693E-mail:deandirectortodc@gmail.com

Website: www.theoxford.edu

List of JCs		
36.	Efficacy of 3 Supplementary Irrigation Protocols in the Removal of Hard Tissue Debris from the Mesial Root Canal System of Mandibular Molars	Dr. Ashwija
37.	Clinical Outcomes after Apical Surgery on the Palatal Root of the Maxillary First Molar Using a Palatal Approach	Dr. Jayakumar
38.	Preservation of a Split Tooth: Nonsurgical Clinical Management	Dr. Srinivas
39.	A Volumetric Assessment of External Cervical Resorption Cases and Its Correlation to Classification, Treatment Planning and Expected Prognosis	Dr. Archana
40.	A Novel Approach to Fracture Resistance Using Horizontal Posts after Endodontic Therapy: A Case Report and Review of Literature	Dr. Jayakumar
41.	Effect of Apical Root Canal Perforation Size on Push-out Bond Strength of Glass Fiber Dowels	Dr. Jayakumar
42.	To Dr. ill or Not to Dr. ill: Management of Endodontic Emergencies and In-Process Patients during the COVID-19 Pandemic	Dr. Lekha
43.	Resin composite Core and Fiber Post improved the Fracture parameters of Endodontically-treated Maxillary Premolars with Wedge-shaped Cervical lesions	Dr. Lekha
44.	Influence of different irrigants on substance P and IL-8 expression for single visit root canal treatment in acute irreversible pulpitis	Dr. Ashwija
45.	The obsolescence of formocresol	Dr. Sirekha
46.	A horizontal sequential cutting method to estimate the effectiveness of dentin disinfection by using confocal laser scanning microscopy	Dr. Sirekha
47.	Effect of root canal perforation size on push out bond strength of glass fiber dowel	Dr. Jayakumar
48.	Assessment of quality of root canal filling with C POINT, guttacore and lateral compaction technique: A CLSM Study	Dr. ayakumar
49.	Effect of ultrasonic activation of endodontic sealer on intratubular penetration and bond strength to root dentin	Dr. Lekha
50.	Antibacterial activity of silver nanoparticles activated by photodynamic therapy in infected root canals	Dr. Lekha
51.	The efficacy of five different techniques in identifying c-shaped canals in mandibular molars	Dr. Vijay
52.	Influence of light and laser activation of tooth bleaching systems on enamel microhardnes and	Dr. Vijay



CHILDREN'S EDUCATION SOCIETY (Regd.)

THE OXFORD DENTAL COLLEGE

(Recognized by the Govt. of Karnataka, Affiliated to Rajiv Gandhi University of Health Sciences,

Karnataka & Recognised by Dental Council of India, New Delhi)

Bommanahalli, Hosur Road, Bangalore - 560 068.

Ph: 080-61754680 Fax : 080 - 61754693E-mail:deandirectortodc@gmail.com

Website: www.theoxford.edu

	surface roughness	
53.	Bioblock technique to treat severe internal resorption with subsequent periapical pathology: a case report	Dr. Ashwija
54.	Successful management of mandibular first molars with endodontic periodontal lesions: Two case reports.	Dr. Ashwija
55.	Comparsion of iRoot BP Plus and calcium HyDr. oxide as Pulpotomy Materials in Permanent incisors with Complicated Crown Fractures; A Retrospective Study.	Dr. Archana
56.	Resin infiltration: Amicroinvasive treatment option for white spot lesions	Dr. Archana
57.	In vivo detection of subtle vertical root fracture in endodontically treated by cone beam computed tomography	Dr. Srinivas
58.	Final endodontic irrigation with 70% ethanol enhanced calcium hyDr. oxide removal from apical third	Dr. Srinivas
Case Presentations		
59.	Veneer	Dr. Vijay
60.	Esthetic build up of composite with putty impression	Dr. Sreekha
61.	Anatomical variation of mandibular anteriors	Dr. Lekha
62.	Anterior rehabilitation of smile	Dr. Archana
E-Posters		
63.	"Show Me the Path: The Path Less Travelled" - Locating Complicated Calcified Root Canals.	Dr. Champa
64.	The Power of Natural Extracts in Irrigation	Dr. Ashwija
65.	"Conserve to Preserve": Minimally Invasive Access Cavity Designs.	Dr. Srinivas
66.	You Can't See Me - Dark Side of The Saviour	Dr. Archana
67.	"Restoring Long-Last Smiles"	Dr. Jaykumar
68.	The Ridiculous Premolar	Dr. Champa
69.	Management of Peg Shaped Lateral Incisors - A Case Series	Dr. Lekha
70.	Anterior Aesthetic Buildup Using Reference Guide	Dr. Srinivas
71.	"Show Me the Path: The Path Less Travelled" - Locating Complicated Calcified Root Canals.	Dr. Sreekha
Videos List		
72.	Xp endo shaper	Dr. Lekha
73.	Navident	Dr. Srinivas
74.	Gate control theory of pain	Dr. Sreekha
75.	Ultrasonics in instrument retrieval	Dr. Jaykumar

[Signature]
 Professor & Head
 Dept. of Conservative Dentistry & Endodontics
 The Oxford Dental College, Bangalore

[Signature]
 Dear Sir,
 The Oxford Dental College, Bommanahalli
 Hosur Road Bengaluru - 560 068



CHILDREN'S EDUCATION SOCIETY (Regd.)

THE OXFORD DENTAL COLLEGE

(Recognized by the Govt. of Karnataka, Affiliated to Rajiv Gandhi University of Health Sciences,
Karnataka & Recognised by Dental Council of India, New Delhi)

Bommanahalli, Hosur Road, Bangalore - 560 068.

Ph: 080-61754680 Fax: 080 - 61754693E-mail:deandirectortodc@gmail.com

Website: www.theoxford.edu

2020-21

Periodontology

List of Theory Topics		
SL. No.	Topic	Staff incharge
1.	Microbial Plaque	Dr. Savitha A N
2.	Periodontal Abscess	Dr. Ashish Nichani
3.	Periodontal Microbiology- Part I	Dr. Shobha K S
4.	Periodontal Microbiology- Part II	Dr. Praveen J
5.	Computers in Dentistry	Dr. Amita Coutinho
6.	Paranasal Sinuses-Maxillary Sinus	Dr. Savitha A N
7.	Calcium and Bone Metabolism	Dr. Ashish Nichani
8.	Antioxidants	Dr. Shobha K S
List of Seminars		
9.	Biostatistics	Dr. Amita Coutinho
10.	Classification of Periodontal Diseases	Dr. Savitha A N
11.	Trauma from Occlusion	Dr. Ashishnichani
12.	Historical Background of Periodontology	Dr. Shobha K S
13.	Photography in Dentistry	Dr. Praveen J
14.	Paranasal Sinuses	Dr. Amitacoutinho
15.	Metabolism of Lipids	Dr. Savitha A N
List of JCS		
16.	Evaluation of Oxidative Status in Patients with Chronic Periodontitis and Pcod	Dr. Shobha K S
17.	The Relationship Between Alcohol Dependence and Periodontal Disease	Dr. Praveen J
18.	Salivary Visfatin Concentrations in Patients with Chronic Periodontitis	Dr. Amita Coutinho
19.	Does Obstructive Sleep Apnea Increase the Risk for Periodontal Disease	Dr. Savitha A N
20.	Prolonged Multimodal Fasting Modulates Periodontal Inflammation in Female Patients with Metabolic Syndr. Ome	Dr. Ashish, Nichani
21.	Risk of Dementia in Patients with Periodontitis and Related Protective Factors	Dr. Shradha
22.	Periodontal Inflammation Is Related to Increased Cgrp Levels in Patients with Chronic Migraine	Dr. Deepa Shetty
Case Presentations		
23.	Chronic Periodontitis	Dr. Vanama Sindhu
24.	Aggressive Periodontitis	Dr. Deepashetty
25.	Granuloma	Dr. Shradha
26.	Periodontal Abscess	Dr. Faizuddin Imran
E-Posters		
27.	Massive Localized Gingival Enlargements	Dr. Vanama Sindhu

159

Dean and Director
The Oxford Dental College, Bommanahalli
Hosur Road Bengaluru - 560 068



CHILDREN'S EDUCATION SOCIETY (Regd.)

THE OXFORD DENTAL COLLEGE

(Recognized by the Govt. of Karnataka, Affiliated to Rajiv Gandhi University of Health Sciences,

Karnataka & Recognised by Dental Council of India, New Delhi)

Bommanahalli, Hosur Road, Bangalore - 560 068.

Ph: 080-61754680 Fax: 080 - 61754693 E-mail: deandirectortodc@gmail.com

Website: www.theoxford.edu

2020-21

Prsothodontics

List of Theory Topics		
SL. No.	Topics	Staff incharge
1.	Patient Examination, Treatment Planning and Diagnosis	Dr. Soorya Poduval
2.	Articulators	Dr. Soorya Poduval
3.	Impression Materials and Tech	Dr. Soorya Poduval
4.	Denture Insertion Patient Education	Dr. Soorya Poduval
5.	Dental Ceramic	Dr. Soorya Poduval
6.	Preparation of Mouth for Rpd	Dr. Soorya Poduval
7.	Cd Impression	Dr. Malathi Dayalan
8.	Anterior Teeth Selection	Dr. Malathi Dayalan
List of Seminars		
9.	Osteology of Maxilla	Dr. Malathi Dayalan
10.	Osteology of Mandible	Dr. Ravi Kumar
11.	Orofacial Musculature Influencing Complete Denture	Dr. Padmaja
12.	Oral Mucus Membrane (Applied)	Dr. Deepa
13.	Enamel	Dr. Savitha
14.	Dentin	Dr. Javed Saleem
15.	Pulp	Dr. Ravi Sinha
16.	Periodontal Ligament	Dr. Babu
17.	Saliva and Salivary Glands	Dr. Ravi Kumar
18.	Physiology of Pain	Dr. Padmaja
19.	Mastication and Deglutition	Dr. Ravi Kumar
20.	Sterilization and Disposal of Waste	Dr. Savitha
21.	Hypertension and Local Anesthesia	Dr. Javed Saleem
22.	Hemostasis And Bleeding Disorders and Their Prosthodontic Management	Dr. Ravi Sinha
23.	Temporomandibular Joint	Dr. Babu
24.	Calcium Metabolism	Dr. Srinu
25.	Vitamins and Nutritional Care for Complete Denture Patients	Dr. Padmaja
26.	Diabetes and Inflammation in Prosthodontis	Dr. Javed Saleem
27.	Pharmacology in Prosthodontis	Dr. Savitha
28.	Management of Aids Patient for Prosthodontic Treatment	Dr. Javed Saleem
29.	Healing and Repair of Bone	Dr. Ravi Sinha
30.	Anatomy of Maxillary Sinus and Its Significance in Implant Placement	Dr. Babu
31.	Titanium Alloy (Casting)	Dr. Srinu
32.	Bacterial, Viral, And Fungal Infections and Its Management	Dr. Lipi
33.	Residual Ridge Resorption	Dr. Savitha

R. K. Dya
Professor & Head
Dept. of Prosthodontics and Crown & Bridge
The Oxford Dental College, Bangalore

160

Dean and Director
The Oxford Dental College, Bommanahalli
Hosur Road Bengaluru - 560 068



CHILDREN'S EDUCATION SOCIETY (Regd.)

THE OXFORD DENTAL COLLEGE

(Recognized by the Govt. of Karnataka, Affiliated to Rajiv Gandhi University of Health Sciences,
Karnataka & Recognised by Dental Council of India, New Delhi)

Bommanahalli, Hosur Road, Bangalore - 560 068.

Ph: 080-61754680 Fax: 080 - 61754693E-mail: deandirectortodc@gmail.com

Website: www.theoxford.edu

34.	Basic Principles Applied Physics	Dr. Savitha
35.	Gypsum and Gypsum Products	Dr. Javed Saleem
36.	Denture Base Resins	Dr. Ravi Sinha
37.	Impression Materials- Elastomeric Impression Materials	Dr. Babu
38.	Non-Elastic and Elastic Impression Materials	Dr. Srinu
39.	Synthetic Resins Used in Prosthodontics	Dr. Lipi
40.	Ceramics	Dr. Tushar
41.	Patient Examination and Treatment Planning	Dr. Surya Poduval
42.	Articulators	Dr. Surya Poduval
43.	Implant Materials and Technique	Dr. Surya Poduval
44.	Denture Insertion and Patient Education	Dr. Surya Poduval
45.	Dental Ceramics	Dr. Surya Poduval
46.	Preparation of Mouth for Rpd	Dr. Surya Poduval
47.	Cd Impression	Dr. Malathi
48.	Anterior Teeth Selection	Dr. Malathi
49.	Provisional Diagnosis	Dr. Malathi
50.	Relining, Rebasing and Repair	Dr. Malathi
51.	Classification of Rpd	Dr. Malathi
52.	Denture Base Resins	Dr. Malathi
53.	Surveyors	Dr. Malathi
54.	Fundamentals of Occlusion	Dr. Ravi Kumar
55.	Posterior Palatal Seal	Dr. Ravi Kumar
56.	Posterior Teeth Selection	Dr. Ravi Kumar
57.	Lab Steps- Mould Preparation to Finish	Dr. Ravi Kumar
58.	Over Denture	Dr. Ravi Kumar
59.	Designing of Class 3 And Class 4 Rpd	Dr. Ravi Kumar
60.	Elastomeric Impression Materials,	Dr. Ravi Kumar
61.	Principles of Tooth Preparation	Dr. Padmaja
62.	Non-Elastic and Elastic Impression Materials	Dr. Padmaja
63.	Preprosthetic Surgery.	Dr. Padmaja
64.	Teeth Arrangement in Cd	Dr. Padmaja
65.	Porcelain	Dr. Padmaja
66.	Single Cd	Dr. Padmaja
67.	Diagnosis and Treatment Planning	Dr. Padmaja
68.	Gypsum	Dr. Padmaja
69.	Introduction to Pcp	Dr. Deepa
70.	Full Coverage Crowns	Dr. Deepa
71.	Basic Principles and Applied Physics	Dr. Deepa
72.	Retention, Stability and Support in Cd	Dr. Deepa
73.	Complete Denture Occlusion and Laws of Articulation	Dr. Deepa
74.	Failures in Fixed Dental Prosthesis,	Dr. Deepa
75.	Immediate Dentures	Dr. Deepa
76.	Implant Materials	Dr. Deepa



CHILDREN'S EDUCATION SOCIETY (Regd.)

THE OXFORD DENTAL COLLEGE

(Recognized by the Govt. of Karnataka, Affiliated to Rajiv Gandhi University of Health Sciences,
Karnataka & Recognised by Dental Council of India, New Delhi)

Bommanahalli, Hosur Road, Bangalore - 560 068.

Ph: 080-61754680 Fax: 080 - 61754693E-mail: deandirectortodc@gmail.com

Website: www.theoxford.edu

77.	Impressiona In Rpd	Dr. Deepa
78.	Case History	Dr. Saveetha
79.	Partial Coverage Restorations	Dr. Saveetha
80.	Dental Waxes	Dr. Saveetha
81.	Orientation Jaw Relation	Dr. Saveetha
82.	Patient Examination and Treatment Planning	Dr. Saveetha
83.	Colour Science	Dr. Saveetha
84.	Investment	Dr. Saveetha
85.	Jaw Relation in Rpd	Dr. Saveetha
86.	Maxillary Anatomical Landmarks	Dr. Ravi Sinha
87.	Denture Lining Materials and Denture Cleansers	Dr. Ravi Sinha
88.	Restoration of Endodontically Treated Tooth	Dr. Ravi Sinha
89.	Vertical Jaw Relation	Dr. Ravi Sinha
90.	Try In	Dr. Ravi Sinha
91.	Direct and Indirect Retainers	Dr. Ravi Sinha
92.	Luting Cements	Dr. Ravi Sinha
93.	Mandibular Landmarks	Dr. Babu
94.	Precious Metal Alloys	Dr. Babu
95.	Resin Bonded Bridges	Dr. Babu
96.	Horizontal Jaw Relation	Dr. Babu
97.	Relining and Rebasing	Dr. Babu
98.	Lab Steps in Rpd Making	Dr. Babu
99.	Physiology of Pain	Dr. Babu
100.	Concept and Technique of Denture Impression	Dr. Srinu
101.	Recent Advances in Dental Materials	Dr. Srinu
102.	Pontics	Dr. Srihu
103.	Articulators	Dr. Srinu
104.	Post Insertion Problems and Management in Cd	Dr. Srinu
105.	Major and Minor Connectors	Dr. Srinu
106.	Abrasive and Polishing Agents	Dr. Srinu
107.	Orientation Jaw Relation	Dr. Neeraja
108.	Biocompatibility Tests	Dr. Neeraja
109.	Connectors in Fpd	Dr. Neeraja
110.	Cd Occlusion and Laws of Articulation	Dr. Neeraja
111.	Posterior Palatal Seal	Dr. Neeraja
112.	Principles of Designing Class 1 And 2 Rpd	Dr. Neeraja
113.	Synthetic Resins Used in Prosthodontics	Dr. Neeraja
114.	Horizontal Jaw Relation	Dr. Lipi
115.	Laminate	Dr. Lipi
116.	Anterior Teeth Selection	Dr. Lipi
117.	Base Metal Alloys	Dr. Lipi
118.	Rests and Rest Seats	Dr. Lipi
119.	Theories of Impression Making	Dr. Lipi
120.	Vertical Jaw Relation	Dr. Jasneeth
121.	Fluid Control and Tissue Management	Dr. Jasneeth



CHILDREN'S EDUCATION SOCIETY (Regd.)

THE OXFORD DENTAL COLLEGE

(Recognized by the Govt. of Karnataka, Affiliated to Rajiv Gandhi University of Health Sciences,

Karnataka & Recognised by Dental Council of India, New Delhi)

Bommanahalli, Hosur Road, Bangalore - 560 068.

Ph: 080-61754680 Fax: 080 - 61754693E-mail:deandirectortodc@gmail.com

Website: www.theoxford.edu

122.	Posterior Teeth Delection	Dr. Jasneeth
123.	Casting Procedures	Dr. Jasneeth
124.	Rpi System	Dr. Jasneeth
Videos List		
125.	Osteology of Maxilla	Dr. Malathi Dayalan
126.	Osteology of Mandible	Dr. Ravi Kumar
127.	Orofacial Musculature Influencing Complete Denture	Dr. Padmaja
128.	Oral Mucus Membrane (Applied)	Dr. Deepa
129.	Enamel	Dr. Savitha
130.	Dentin	Dr. Javed Saleem
131.	Pulp	Dr. Ravi Sinha
132.	Periodontal Ligament	Dr. Babu
133.	Saliva and Salivary Glands	Dr. Ravi Kumar
134.	Physiology of Pain	Dr. Padmaja
135.	Mastication and Deglutition	Dr. Ravi Kumar
136.	Sterilization and Disposal of Waste	Dr. Savitha
137.	Hypertension and Local Anesthesia	Dr. Javed Saleem
138.	Hemostasis And Bleeding Disorders and Their Prosthodontic Management	Dr. Ravi Sinha
139.	Temporomandibular Joint	Dr. Babu
140.	Calcium Metabolism	Dr. Srinu
141.	Vitamins and Nutritional Care for Complete Denture Patients	Dr. Padmaja
142.	Diabetes and Inflammation in Prosthodontis	Dr. Javed Saleem
143.	Pharmacology in Prosthodontis	Dr. Savitha
144.	Management of Aids Patient for Prosthodontic Treatment	Dr. Javed Saleem
145.	Healing and Repair of Bone	Dr. Ravi Sinha
146.	Anatomy of Maxillary Sinus and Its Significance in Implant Placement	Dr. Babu
147.	Titanium Alloy (Casting)	Dr. Srinu
148.	Bacterial, Viral, And Fungal Infections and Its Management	Dr. Lipi
149.	Residual Ridge Resorption	Dr. Savitha
150.	Basic Principles Applied Physics	Dr. Savitha
151.	Gypsum and Gypsum Products	Dr. Javed Saleem
152.	Denture Base Resins	Dr. Ravi Sinha
153.	Impression Materials- Elastomeric Impression Materials	Dr. Babu
154.	Non-Elastic and Elastic Impression Materials	Dr. Srinu
155.	Synthetic Resins Used in Prosthodontics	Dr. Lipi
156.	Ceramics	Dr. Tushar



CHILDREN'S EDUCATION SOCIETY (Regd.)

THE OXFORD DENTAL COLLEGE

(Recognized by the Govt. of Karnataka, Affiliated to Rajiv Gandhi University of Health Sciences,

Karnataka & recognized by Dental Council of India, New Delhi)

Bommanahalli, Hosur Road, Bangalore - 560 068.

Ph: 080-61754680 Fax: 080 - 61754693E-mail: deandirectortodc@gmail.com

Website: www.theoxford.edu

2020-21

Orthodontics & Dentofacial Orthopaedics

List of Theory Topics		
Sl. No	Topics (3 rd Year BDS)	Staff Incharge
1.	Introduction in Orthodontics	Dr. Sameer
2.	General Principles Growth and Development	Dr. Priya
3.	Growth and Development of Cranial and Facial Structures (Pre And Postnatal)	Dr. Anju
4.	Pre And Postnatal Development of Maxilla and Mandible	Dr. Anju
5.	Development Of Dentition and Occlusion	Dr. Vandana
6.	Functional Development	Dr. Afshan
7.	Occlusion Basic Concepts	Dr. Ashita
8.	Classification of Malocclusion	Dr. Sameer
9.	Etiology Of Malocclusion	Dr. Anju
10.	Orthodontic Diagnosis (Case History)	Dr. Priya
11.	Study Models and Model Analysis	Dr. Ashita
12.	Cephalometrics and X- rays In Ortho	Dr. Afshan
13.	Skeletal Maturity Indicators	Dr. Vandana
Topics (4 th Year BDS)		
14.	Biology of Tooth Movement	Dr. Priya
15.	Mechanics of Tooth Movement	Dr. Vandana
16.	Anchorage	Dr. Ashita
17.	Age Factors in Orthodontics	Dr. Sameer
18.	Preventive Orthodontics	Dr. Raghunandan
19.	Interceptive Orthodontics	Dr. Irfan
20.	Habits	Dr. Vani
21.	Methods in Gaining Space	Dr. Srikanth
22.	Arch Expansion	Dr. Anju
23.	Extraction in Orthodontics	Dr. Vandana
24.	Epidemiology In Orthodontics	Dr. Sameer
25.	Orthodontic Appliances General Concepts	Dr. Anju
26.	Removable Appliances	Dr. Anju
27.	Fixed Appliances	Dr. Ashita
28.	Myofunctional Appliances	Dr. Priya
29.	Orthopedic Appliances	Dr. Vandana
30.	Treatment Planning and Management of Common Malocclusion (Spacing, Crowding, Rotation, Molar Uprighting)	Dr. Khadeer
31.	Management of Class II Div1, Div2	Dr. Ashita
32.	Management of Class III	Dr. Vandana
33.	Management of Open Bite	Dr. Sameer
34.	Management of Crossbite	Dr. Afshan
35.	Management of Deepbite	Dr. Anju
36.	Cleft Lip and Palate	Dr. Ashita

*Danks
(Dr. ANJUM KHANTH)
Professor & Head
Dept. of Orthodontics
The Oxford Dental College, Bangalore



CHILDREN'S EDUCATION SOCIETY (Regd.)

THE OXFORD DENTAL COLLEGE

(Recognized by the Govt. of Karnataka, Affiliated to Rajiv Gandhi University of Health Sciences,

Karnataka & Recognised by Dental Council of India, New Delhi)

Bommanahalli, Hosur Road, Bangalore - 560 068.

Ph: 080-61754680 Fax : 080 - 61754693E-mail:deandirectortodc@gmail.com

Website: www.theoxford.edu

37.	Surgical Orthodontics	Dr. Afshan
38.	Retention and Relapse	Dr. Anju
39.	Lab Procedures and Etching in Orthodontics	Dr. Afshan
40.	Genetics in Orthodontics	Dr. Priya
41.	Computers in Orthodontics	Dr. Laxmikant
42.	Adult Orthodontics	Dr. Sameena
List of Seminars		
43.	Introduction to Orthodontics	Dr. Tarika G.
44.	History of Orthodontics	Dr. Nausheen Eram
45.	Nutrition in Orthodontics	Dr. Agnitej K.T.
46.	Calcium Metabolism	Dr. Sherin Johnson
47.	Endocrine & Non-Endocrine	Dr. Nikhil V. Jose
48.	Sterilization in Orthodontics	Dr. Mrunalini Chouksey
49.	Concepts of Growth & Development & Methods of Studying Growth	Dr. Priyanka Das
50.	Theories of Growth	Dr. Tarika G.
51.	Prenatal and Postnatal Development of Maxilla and Nasomaxillary Complex	Dr. Nausheen Eram
52.	Prenatal and Postnatal Development of Mandible	Dr. Agnitej K.T.
53.	Growth Rotations	Dr. Sherin Johnson
54.	Growth Predictions	Dr. Nikhil V. Jose
55.	Facial Growth in Adults	Dr. Mrunalini Chouksey
56.	Genetics in Orthodontics	Dr. Priyanka Das
57.	Bone Physiology and Tooth Movement	Dr. Tarika G.
58.	Orthodontic Diagnosis and Case History	Dr. Nausheen Eram
59.	Photographs and Its Analysis	Dr. Agnitej K.T.
60.	Skeletal Maturity Indicators	Dr. Sherin Johnson
61.	Model Preparation and Analysis	Dr. Nikhil V. Jose
62.	Macro, Mini & Micro Esthetics And Smile Analysis	Dr. Mrunalini Chouksey
63.	Orthodontic Triage	Dr. Priyanka Das



CHILDREN'S EDUCATION SOCIETY (Regd.)

THE OXFORD DENTAL COLLEGE

(Recognized by the Govt. of Karnataka, Affiliated to Rajiv Gandhi University of Health Sciences,

Karnataka & Recognised by Dental Council of India, New Delhi)

Bommanahalli, Hosur Road, Bangalore - 560 068.

Ph: 080-61754680 Fax: 080 - 61754693E-mail: deandirectortodc@gmail.com

Website: www.theoxford.edu

Paediatric and Preventive Dentistry

List of Theory Topics		
SL. No.	Topic	Staff incharge
1.	Introduction to pedodontics	Dr. Bharath
2.	Operative dentistry	Dr. Sneha
3.	Dental caries	Dr. Madhusudan
4.	Fluorides	Dr. Kiran
5.	Behavior management in childDr. en	Dr. Pavana
6.	Interceptive orthodontics	Dr. Bharath
7.	Oral habits	Dr. Swati
8.	Special care dentistry	Dr. Arshiya
9.	Traumatology	Dr. Priya
10.	Child psychology	Dr. Kiran
11.	Gingival and periodontal diseases	Dr. Manjaree
List of Seminars		
12.	Prenatal and postnatal development of nasomaxillary complex and its clinical implications	Dr. Bharath
13.	Saliva	Dr. Sneha
14.	Facial nerve	Dr. Madhusudan
15.	Passive components of removable orthodontic appliances	Dr. Kiran
16.	Immunology	Dr. Pavana
17.	Minerals: calcium and phosphate homeostasis	Dr. Bharath
18.	Etiology of dental caries: diet and time factors	Dr. Swati
19.	Isolation techniques	Dr. Arshiya
20.	Endodontic management of young permanent teeth	Dr. Priya
21.	Chemical plaque control	Dr. Kiran
22.	Etiology of early childhood caries	Dr. Manjaree
23.	Definition, classification, reasons of poor dental health, modifications in dental clinic, oral hygiene practices for special childDr. en	Dr. Swati
24.	Cardiac conditions and management	Dr. Arshiya
25.	Non-pharmacological behaviour management	Dr. Sneharaj
List of JCs		
26.	De alencar na, oriano md, bolan m, cardoso m. Is there any difference in length measurement methods for pulpectomies in primary? A double blind, controlled clinical trial. Int j paediatr dent 2019 nov;29(6):712-9	Dr. Bharath
27.	Abdul khalek am, elkateb ma, abdel aziz we, el tantawi m. Effect of papacarie and alternative restorative treatment on pain reaction during caries removal among childDr. en: a randomized controlled clinical trial. J clin pediatr dent 2017;41(3):219-24.	Dr. Sneha



CHILDREN'S EDUCATION SOCIETY (Regd.)

THE OXFORD DENTAL COLLEGE

(Recognized by the Govt. of Karnataka, Affiliated to Rajiv Gandhi University of Health Sciences, Karnataka & Recognised by Dental Council of India, New Delhi)

Bommanahalli, Hosur Road, Bangalore - 560 068.

Ph: 080-61754680 Fax : 080 - 61754693E-mail:deandirectortodc@gmail.com

Website: www.theoxford.edu

28.	Mohammadi n, far mh. Effect of fluoridates varnish and silver diamine fluoride on enamel demineralization resistance in primary dentition. J ind spc pedod prev dent 2018 jul 1;(3):257	Dr. Madhusudan
29.	Webman m, mulki e, roldan r, arevalo o, roberts jf, garcia-godoy f. A retrospective study of the 3-year survival rate of resin-modified glass-ionomer cement class ii restorations in primary molars. J clin pediater dent 2016 jan;40(1):8-13.	Dr. Kiran
30.	Crystal yo, niederman r. Silver fluoride treatment considerations in childr. en's caries management. Pediatr dent 2016 nov 15;38(7):466-71	Dr. Pavana
31.	Patil s, rao rs, majumdar b, jafer m, maralingannavar m, sukumaran a. Oral lesions in neonates. Int j clin pediater dent 2016 apr;9(2):131.	Dr. Bharath
32.	Xiaoxian chen, xinggang liu and jie zhong. Clinical and radiographic evaluation of pulpectomy in primary teeth: a 18-months clinical randomized controlled trial. Head face med 2017 dec 1;13(1):12.	Dr. Swati
33.	Kandemir demirci g, guneri p, caliskan mkregenerative endodontic therapy with platelet rich fibrin: case seriesj clin pediater dent 2020;44(1):15-9.	Dr. Arshiya
34.	Harsha v nembhwani, jasmin winnier. Impact of problematic eating behaviour and parental feeding styles on early childhood cariesint j paediatr dent 2020 feb 14	Dr. Priya
35.	Fakroon s, arheiam a, omar s. Dental caries experience and periodontal treatment needs of childr. en with autistic spectrum disorder. European archives of paediatric dentistry. 2015 apr 1;16(2):205-9.	Dr. Kiran
36.	Petel r, ziskind k, bernfeld n, suliman h, fuks ab, moskovitz m. A randomised controlled clinical trial comparing pure portland cement and formocresol pulp potomies followed from 2 to 4 yearseur arch paediatr dent 2020 nov 11:1-6.	Dr. Manjaree
37.	Dr. umond CL, Ramos-Jorge J, Vieira-AnDr. ade RG, Paiva SM, Serra-Negra JM, Ramos-Jorge ML. Prevalence of probable sleep bruxism and associated factors in brazilian schoolchildr. en. Int J Paediatr Dent 2019 Mar;29(2):221-7.	Dr. Swati
38.	Al-Batayneh OB, Al-Rai SA, Khader YS. Effect of CPP-ACP on Streptococcus mutans in saliva of high caries-risk preschool childr. en: a randomized clinical trial. European Archives of Paediatric Dentistry. 2019 Nov 15:1-8	Dr. Arshiya



CHILDREN'S EDUCATION SOCIETY (Regd.)

THE OXFORD DENTAL COLLEGE

(Recognized by the Govt. of Karnataka, Affiliated to Rajiv Gandhi University of Health Sciences,
Karnataka & Recognised by Dental Council of India, New Delhi)
Bommanahalli, Hosur Road, Bangalore - 560 068.

Ph: 080-61754680 Fax: 080 - 61754693E-mail:deandirectortodcc@gmail.com
Website: www.theoxford.edu

Case Presentations		
39.	Management of fractured maxillary permanent central incisor with composite restorative material	Dr. Swati
40.	Management of dental caries in primary molars	Dr. Arshiya
E-Posters		
41.	Pulpitis	Dr. Swati
42.	Development of occlusion	Dr. Arshiya
Videos List		
43.	Cavity preparation on primary teeth	Dr. Swati
44.	Fabrication of band and loop	Dr. Arshiya
45.	Fones brushing techniques	Dr. Sneha

Dr. V. A. M. (Signature)
Professor & Head
Dept. of Orthodontics
The Oxford Dental College, Bangalore

(Signature)
Dean and Director
The Oxford Dental College, Bommanahalli
Hosur Road Bengaluru - 560 068



CHILDREN'S EDUCATION SOCIETY (Regd.)

THE OXFORD DENTAL COLLEGE

(Recognized by the Govt. of Karnataka, Affiliated to Rajiv Gandhi University of Health Sciences,

Karnataka & Recognised by Dental Council of India, New Delhi)

Bommanahalli, Hosur Road, Bangalore - 560 068.

Ph: 080-61754680 Fax : 080 - 61754693 E-mail: deandirectortodc@gmail.com

Website: www.theoxford.edu

2020-21

Oral Pathology

List of Theory Topics		
Sl. No	Topics	Staff Incharge
1.	Development of Face and Oral Cavity	Dr. Shruti
2.	Tooth Development	Dr. Saleha
3.	Enamel	Dr. Shruti
4.	Dentin	Dr. Seema
5.	Pulp	Dr. Leeky
6.	Cementum	Dr. Saleha
7.	Periodontal Ligament	Dr. Seema
8.	Bone	Dr. Shruti
9.	Oral Mucous Membrane	Dr. Leeky
10.	Salivary glands	Dr. Saleha
11.	Tooth Eruption	Dr. Shruti
12.	Shedding of Deciduous teeth	Dr. Shruti
13.	Histochemistry of Oral Tissues	Dr. Seema
14.	Maxillary Sinus	Dr. Shruti
15.	Temporo-Mandibular Joint	Dr. Seema
16.	Theories of Mineralisation	Dr. Shruti
17.	Landmarks	Dr. Seema
18.	Tooth Numering Systems	Dr. Shruti
19.	Differences between permanent and deciduous teeth	Dr. Shruti
20.	Permanent Maxillary Central Incisor	Dr. Shruti
21.	Permanent Maxillary Lateral Incisor	Dr. Saleha
22.	Permanent Maxillary Canine	Dr. Shruti
23.	Maxillary First Premolar	Dr. Shruti
24.	Maxillary Second Premolar	Dr. Shruti
25.	Permanent Maxillary First Molar	Dr. Seema
26.	Permanent Maxillary Second Molar	Dr. Shruti
27.	Permanent Maxillary Third Molar	Dr. Shruti
28.	Permanent Mandibular Central Incisor	Dr. Shruti
29.	Permanent Mandibular Lateral Incisor	Dr. Shruti
30.	Permanent Mandibular Canine	Dr. Seema
31.	Mandibular First Premolar	Dr. Saleha
32.	Mandibular Second Premolar	Dr. Seema
33.	Permanent Mandibular First Molar	Dr. Shruti
34.	Permanent Mandibular Second Molar	Dr. Seema
35.	Permanent Mandibular Third Molar	Dr. Seema
36.	Developmental Disturbances of Oral and Paraoral Structures	Dr. Saleha
37.	Benign Epithelial Tumours of the Oral Cavity	Dr. Komali
38.	OPMDS	Dr. Leeky
39.	Malignant Epithelial Tumours of the Oral Cavity	Dr. Shruti
40.	Benign Connective Tissue Tumours of the Oral Cavity	Dr. Komali

Prof. & HOD

Dept. of Oral & Maxillofacial
Pathology & Microbiology

The Oxford Dental College,

169

Dean and Director

The Oxford Dental College, Bommanahalli
Hosur Road Bengaluru - 560 068



CHILDREN'S EDUCATION SOCIETY (Regd.)

THE OXFORD DENTAL COLLEGE

(Recognized by the Govt. of Karnataka, Affiliated to Rajiv Gandhi University of Health Sciences,

Karnataka & Recognised by Dental Council of India, New Delhi)

Bommanahalli, Hosur Road, Bangalore - 560 068.

Ph: 080-61754680 Fax: 080 - 61754693E-mail:deandirectortodc@gmail.com

Website: www.theoxford.edu

41.	Malignant Connective Tissue Tumours of the Oral Cavity	Dr. Shruti
42.	Tumours of the Salivary Glands	Dr. Saleha
43.	Cysts and Tumours of Odontogenic Origin	Dr. Saleha
44.	Bacterial Infections of the Oral Cavity	Dr. Seema
45.	Viral Infections of the Oral Cavity	Dr. Leeky
46.	Mycotic Infections of the Oral Cavity	Dr. Saleha
47.	Diseases of the Periodontium	Dr. Seema
48.	Dental Caries	Dr. Saleha
49.	Diseases of the Pulp and Periapical Tissues	Dr. Seema
50.	Spread of Oral Infection	Dr. Shruti
51.	Physical and Chemical injuries of the Oral Cavity	Dr. Komali
52.	Regressive Alterations of the teeth	Dr. Shruti
53.	Healing of Oral wounds	Dr. Shruti
54.	Oral Aspects of Metabolic disease	Dr. Seema
55.	Allergic and Immunologic diseases of the Oral Cavity	Dr. Shruti
56.	Diseases of Bone and Joints	Dr. Saleha
57.	Diseases involving RBCs	Dr. Leeky
58.	Diseases involving WBCs	Dr. Komali
59.	Diseases involving Platelets	Dr. Saleha
60.	Diseases of the Skin	Dr. Seema
61.	Diseases of Nerves and Muscles	Dr. Shruti
62.	Forensic Odontology	Dr. Seema
List of Seminars		
63.	Cells and Stains	Dr. Saleha
64.	Iron Deficiency Anemia	Dr. Shruti
65.	Sickle Cell Anemia	Dr. Seema
Videos for Teaching Purpose		
66.	Carving of Incisor Teeth	Dr. Leeky M
67.	Carving of Canines	Dr. Saleha J
68.	Carving of Premolars	Dr. Shilpa S
69.	Carving of Molars	Dr. Shruti

Prof & HOD

Dept. of Oral & Maxillofacial
Pathology & Microbiology

The Oxford Dental College,

Bommanahalli Bangalore

Dean and Director
The Oxford Dental College, Bom
Hosur Road Bengaluru - 560 068



CHILDREN'S EDUCATION SOCIETY (Regd.)

THE OXFORD DENTAL COLLEGE

(Recognized by the Govt. of Karnataka, Affiliated to Rajiv Gandhi University of Health Sciences,
Karnataka & Recognised by Dental Council of India, New Delhi)

Bommanahalli, Hosur Road, Bangalore - 560 068.

Ph: 080-61754680 Fax: 080 - 61754693E-mail: deandirectortodc@gmail.com

Website: www.theoxford.edu

2020-21

Public Health Dentistry

List of Theory Topics		
SL. No.	Topic	Staff incharge
1.	Concepts of health	Dr. Manjunath
2.	Concepts of disease	Dr. Shilpashree
3.	Concepts of prevention	Dr. Madhusudhan
4.	Environment of health	Dr. Manjunath
5.	Introduction water purification	Dr. Shilpashree
6.	Water purification	Dr. Madhusudhan
7.	Noise, Air, Light pollution	Dr. Manjunath
8.	Disposal of waste	Dr. Shilpashree
9.	general epidemiology	Dr. Divya
10.	Descriptive epidemiology	Dr. Antara
11.	Analytical epidemiology	Dr. Nivya
12.	Experimental epidemiology	Dr. Shwetha
13.	Etiology & prevention of dental caries	Dr. Archana KM
14.	Etiology & prevention of periodontal diseases	Dr. Madhusudhan
15.	Etiology & prevention of Oral cancer	Dr. Manjunath
16.	Health education & promotion	Dr. Shilpashree
17.	Health education & promotion	Dr. Divya
18.	Finance in dentistry	Dr. Antara
19.	Finance in dentistry	Dr. Nivya
20.	PFS	Dr. Shwetha
21.	ART	Dr. Archana KM
22.	Health care delivery system in India	Dr. Antara
23.	Survey	Dr. DivyaBM
24.	Planning and evaluation	Dr. Archana Bhat
25.	Dental auxiliaries	Dr. Manasa
26.	Dental auxiliaries	Dr. Antara
27.	CPA	Dr. Divya
28.	Dentists act	Dr. Archana Bhat
29.	IDA & DCI	Dr. Manasa
30.	Research Methodology- Introduction, hypothesis	Dr. Antara
31.	Data, presentation of data	Dr. Divya
List of Seminars		
32.	Role of oral hygiene in caries control	Dr. Archana KM
33.	Evidence based dentistry	Dr. Madhusudhan
34.	Disaster management	Dr. Manjunath
35.	Family planning	Dr. Shilpashree
36.	Oral health policy	Dr. Archana KM
37.	Community oral health education	Dr. Madhusudhan
38.	Parametric and non-parametric tests	Dr. Manjunath
39.	Role of diet in caries control	Dr. Shilpashree
40.	Humoral and cell mediated immunity	Dr. Manjunath

Shilpa M
Professor & Head
Dept. of Public Health Dentistry
The Oxford Dental College, Bangalore

Shilpa M
Dean and Director
The Oxford Dental College, Bommanahalli
Hosur Road Bengaluru - 560 068



CHILDREN'S EDUCATION SOCIETY (Regd.)

THE OXFORD DENTAL COLLEGE

(Recognized by the Govt. of Karnataka, Affiliated to Rajiv Gandhi University of Health Sciences,
Karnataka & Recognised by Dental Council of India, New Delhi)

Bommanahalli, Hosur Road, Bangalore - 560 068.

Ph: 080-61754680 Fax : 080 - 61754693 E-mail: deandirectortodc@gmail.com

Website: www.theoxford.edu

41.	Sedative- Hypnotics	Dr. Shilpashree
42.	Cell Injury	Dr. Shwetha
43.	Designing, organising, implementing and preparation of survey report	Dr. Shwetha
44.	Dynamics of disease transmission,	Dr. Archana KM
45.	Validity and reliability of diagnostic and screening test	Dr. Shilpashree
46.	Epidemiological usage to evaluate health care services	Dr. Manjunath
47.	Sociological and psychological investigation in public health	Dr. Madhusudhan
48.	Hypersensitivity	Dr. Shwetha
49.	Antifungal Dr. ug	Dr. Archana
50.	Platelet cell disorder	Dr. Shilpashree
51.	WHO assessment form 1997	Dr. Manjunath
52.	Disease surveillance and measures of morbidity	Dr. Shwetha
53.	Natural history of disease: ways of expressing prognosis	Dr. Madhusudhan
54.	Epidemiological approach to evaluate screening programs	Dr. Archana
55.	Oral health promotion in public health	Dr. Shilpashree
56.	Thyroid gland	Dr. Archana
57.	CarbohyDr. ate metabolism	Dr. Shilpashree
58.	Leukemia	Dr. Archana
59.	ANS	Dr. Shilpashree
List of JCs		
60.	Child involvement in oral health education interventions- A systematic review of Randomised controlled trials	Dr. Archana KM
61.	Is there a relationship of negative oral health beliefs with dental fear and anxiety regarding diverse dental patient groups? A systematic review and meta-analysis	Dr. Madhusudhan
62.	A qualitative study on the oral health of humanitarian migrants in Canada	Dr. Manjunath
63.	Is it cost beneficial to society? Measuring the economic worth of dental residency training	Dr. Shilpashree
64.	Validation of Hindi (Indian) version of the Child Perceptions Questionnaire among 11-14-year-old school children	Dr. Archana KM
65.	Oral cancer associated with chronic mechanical irritation of the oral mucosa	Dr. Madhusudhan
66.	Incidence of oral candidiasis among HIV infected patients- Cohort prospective study	Dr. Manjunath



CHILDREN'S EDUCATION SOCIETY (Regd.)

THE OXFORD DENTAL COLLEGE

(Recognized by the Govt. of Karnataka, Affiliated to Rajiv Gandhi University of Health Sciences,
Karnataka & Recognised by Dental Council of India, New Delhi)

Bommanahalli, Hosur Road, Bangalore – 560 068.

Ph: 080-61754680 Fax : 080 – 61754693E-mail:deandirectortodc@gmail.com

Website: www.theoxford.edu

67.	Effect of chlorhexidine in reducing oral colonisation in geriatric patients: Randomised controlled trial	Dr. Shilpashree
68.	Relationship of periodontal status and dental caries status with oral health knowledge, attitude and behaviour among professional students in India.	Dr. Manjunath
69.	Oral symptoms and functional outcome related to oral and oropharyngeal cancer	Dr. Shilpashree
70.	Acute onset smell and taste disorders in the control of Covid 19: a pilot multicenter chain reaction-based case control study	Dr. Shwetha
71.	Assessing the health effects associated with occupational radiation exposure in Korean radiation workers: Protocol for a prospective cohort study	Dr. Shwetha
72.	The caries preventive effect of 1-year use of low dose xylitol chewing gum. A randomised placebo controlled clinical trial in high caries risk adults.	Dr. Archana KM
73.	Efficacy of a U shaped automatic electric tooth brush in dental plaque removal: A cross over randomised controlled trail	Dr. Shilpashree
74.	Periodontal changes in childDr. en and adolescents with diabetes	Dr. Manjunath
75.	Road traffic noise and stroke: A prospective cohort study	Dr. Madhusudhan
76.	A randomised controlled trial of the effct of outreach placement on treatment planning by dental students	Dr. Shwetha
77.	Evaluation of a midwifery initiated oral health dental services program to improve oral health and birth outcomes for pregnant women: A multicenter randomised controlled trial	Dr. Archana
78.	Dentists' awareness, perception and attitude regarding covid 19 and infection control: Cross sectional study among Jordanian dentists	Dr. Shilpashree
79.	Carcinoma of the tongue: A case control study on etiologic factors and dental trauma	Dr..Manjunath
80.	Early childhood feeding practices and dental caries in preschhol childDr. en: A multicenter birth cohort study	Dr. Shwetha
81.	Assessment of musculoskeletal disorders and associated risk factors among dentists in RajamunDr. y city: A cross sectional study	Dr. Madhusudhan
82.	Comparison of oral health status between childDr. en with cerebral palsy and normal childDr. en in India: A case control study	Dr. Archana



CHILDREN'S EDUCATION SOCIETY (Regd.)

THE OXFORD DENTAL COLLEGE

(Recognized by the Govt. of Karnataka, Affiliated to Rajiv Gandhi University of Health Sciences,
Karnataka & Recognised by Dental Council of India, New Delhi)

Bommanahalli, Hosur Road, Bangalore - 560 068.

Ph: 080-61754680 Fax: 080 - 61754693 E-mail: deandirectortodc@gmail.com

Website: www.theoxford.edu

83.	Relationship between prehypertension / hypertensin and periodontal disease: A Prospective Cohort study	Dr. Shilpashree
84.	Effectiveness of musical toothbrush on oral debris and gingival bleeding among 6 to 10-year-old children: A randomised controlled trial	Dr. Archana
85.	Community factors predicting dental utilisation among older adults.	Dr. Archana
E-Posters		
86.	Awareness regarding effects of diet on oral health	Dr. Shilpashree K. B
87.	Readability of the paediatric oral health material.	Dr. Archana KM

Shilpa K. B
Professor & Head
Dept. of Public Health Dentistry
The Oxford Dental College, Bangalore

[Signature]
Dean and Director
The Oxford Dental College, Bommanahalli
Hosur Road Bengaluru - 560 068